



TOWNSHIP OF UNION PUBLIC SCHOOLS



Comprehensive Physical Education

Grades 6-7-8

Curriculum Guide 2015



Board Members

David Arminio, President

Vito Nufrio, Vice President

Guy Francis

Lois Jackson


Thomas Layden

Ron McDowell

Jeff Monge

Angel Salcedo

Nancy Zuena



TOWNSHIP OF UNION PUBLIC SCHOOLS
Administration

District SuperintendentMr. Gregory Tatum

Assistant SuperintendentDr. Noreen Lishak

Assistant SuperintendentMs. Annie Moses

Director of Athletics, Health, Physical Education & NursesMs. Linda Ionta

Director of Special Services.....Ms. Kim Conti

Director of Personnel.....Mr. Gerald Benaquista

DEPARTMENT SUPERVISORS

All Subjects PreK-2	Ms. Maureen Corbett
Art/Music	Mr. Ronald Rago
Athletics, Health, Physical Education & Nurses	Ms. Linda Ionta
Career Education, ESL & World Languages	Ms. Yvonne Lorenzo
Language Arts 2-5/Social Studies 3-5	Mr. Robert Ghiretti
Language Arts 6-12	Ms. Randi Moran
Mathematics 3-5 & Science 2-5	Ms. Theresa Matthews
Mathematics 6-12	Mr. Jeremy Cohen
School Counseling K-12	Ms. Nicole Ahern
Science 6-8	Ms. Maureen Guilfoyle
Social Studies 6-8	Ms. Libby Galante
Special Services PreK-8	Ms. Kristin Szawan
Special Services PreK-8	Mr. Frank Santora
Special Services 9-12	Mr. Joseph Seugling

Physical Education Curriculum Grades 6, 7, 8

Curriculum Committee

Jill Fischman..... Union High School
Gabe Pagano..... Union High School
Charlie Titus..... Union High School

Director of Physical Education Department

Linda Ionta..... Union High School

Table of Contents

Title Page.....	i
Board Members.....	ii
Administration.....	iii
Department Supervisors.....	iv
Curriculum Committee.....	v
Table of Content.....	vi
District Mission/Philosophy Statement.....	1
District Goals.....	2
Course Description.....	9
Recommended Texts.....	10
Course Proficiencies.....	11
Curriculum Units.....	13
Appendix: New Jersey Core Curriculum Content Standards.....	19

Mission Statement

The mission of the Township of Union Public Schools is to build on the foundations of honesty, excellence, integrity, strong family, and community partnerships. We promote a supportive learning environment where every student is challenged, inspired, empowered, and respected as diverse learners. Through cultivation of students' intellectual curiosity, skills and knowledge, our students can achieve academically and socially, and contribute as responsible and productive citizens of our global community.

Philosophy Statement

The Township of Union Public School District, as a societal agency, reflects democratic ideals and concepts through its educational practices. It is the belief of the Board of Education that a primary function of the Township of Union Public School System is to formulate a learning climate conducive to the needs of all students in general, providing therein for individual differences. The school operates as a partner with the home and community.

Statement of District Goals

- Develop reading, writing, speaking, listening, and mathematical skills.
- Develop a pride in work and a feeling of self-worth, self-reliance, and self discipline.
- Acquire and use the skills and habits involved in critical and constructive thinking.
- Develop a code of behavior based on moral and ethical principals.
- Work with others cooperatively.
- Acquire a knowledge and appreciation of the historical record of human achievement and failures and current societal issues.
- Acquire a knowledge and understanding of the physical and biological sciences.
- Participate effectively and efficiently in economic life and the development of skills to enter a specific field of work.
- Appreciate and understand literature, art, music, and other cultural activities.
- Develop an understanding of the historical and cultural heritage.
- Develop a concern for the proper use and/or preservation of natural resources.
- Develop basic skills in sports and other forms of recreation.

Introduction

Physical Education is a NJ requirement mandated yearly for every high school student. Our Physical Education Curriculum aligns itself with New Jersey Core Curriculum Standards set forth by the New Jersey Department of Education. The Township of Union Public Schools recognizes that physical health is a state of physical, mental and social well being. Physical Education focuses on the quest for total body fitness physically, mentally, and socially. Physical Education recognizes heredity, environment, values, and personal care as key factors in making a body fit.

Students are empowered with critical information that enables them to make healthy choices using up to date and factual information for both the present and future. The aim of our program is to favorably influence knowledge, attitudes, and practices relating to the individual, family and community. The curriculum is designed to motivate and assist students to maintain and improve their overall health and wellness. This comprehensive curriculum is designed to prepare students for the future beyond their high school years.

Teaching for Diversity

It is critical that all teaching staff provide equity in their educational program. Students must be afforded the opportunity to interact positively with each other regardless of race, creed, color, national origin, ancestry, age, marital status, affection or sexual orientation, gender, religion, disability or socioeconomic status.

Lessons designed must address the following diversity indicators:

- All persons, groups, and cultures will be presented in a fair and objective manner.
- Texts and instructional materials are void of bias and stereotyping.
- Language reflects objectivity and is free of bias and offensive terminology.
- Pictures and illustrations reflect diversity.
- Present information from multiple perspectives if possible.
- Objectives and strategies are inclusive and target the student population to be served.
- Teaching styles are adjusted to meet the learning styles of the students.
- Instruction provides opportunity for cooperation rather than competition.
- Instruction is performance based whenever possible, allowing students the opportunity to demonstrate their learning in a variety of ways.
- Significant opportunities for students to reflect on their learning are provided.

Career Awareness and Consumer, Family, and Life Skills

New Jersey Core Curriculum Content Standard 9.1 and 9.2 state that all students must develop career awareness and planning, employability skills and foundational knowledge necessary for success in the workplace and demonstrate critical life skills in order to be functional members of society. To be most effective, these skills should be integrated throughout all curricula. Lessons shall include career and technical education focusing on career awareness and planning, along with employability skills. In addition, consumer, family, and life skills will focus on critical thinking, self-management, interpersonal communication, character development and education, consumer and personal finance and safety.

Technological Literacy

New Jersey Core Curriculum Content Standard 8.1 mandates that all students use computer applications to gather and organize information. Within all content areas, students should utilize computer and information literacy, which supports competency in information gathering, information organizing and problem solving. These are essential lifelong learning skills.

Technology Vision/Mission Statement

The Township of Union Public School System is committed to utilizing the resources made available by modern technology to enhance and enrich learning opportunities for our students. Our vision is to continue to provide a technologically rich environment by incorporating technology into all aspects of learning, integrating learning theories based on the inclusion and effects that technology has had on daily lives. We envision continually increasing the effectiveness of our technology via our educators and support staff. The Board accepts technological resources as vital tools for learning and working in a modern society, and feels technology should be an integral part of all programs and departments in the school district. Such a commitment shall include, but not necessarily be limited to, continual restructuring of the curriculum to increasingly incorporate technology as an enhancement to learning, further supporting the New Jersey Core Content Curriculum Standards (NJCCCS). We will continue to increase the amount and depth of staff training, to assure all personnel are comfortable and confident with the technology available in the district. We will continually provide LANs and WANs for inter and intra-district communication, controlled access to the Internet offer district email, and maintain an on-line student information data-base to be utilized by both parents and staff.

In addition, New Jersey's membership in the Partnership for Assessment Readiness for College and Careers (PARCC) has given new focus on the technology requirements available to our students. The new K-12 on-line assessments are designed to measure student

readiness for college and careers. Our vision is have both technology and students be prepared for the anticipated 2014-2015 school year administration of the PARCC assessments.

Technological resources are intended to enhance the delivery of instruction. Our technology will support all areas of curriculum, as well as the educational and administrative needs of students, staff, and district personnel. Through the Board of Education's investment, the school community will be empowered to use technology as a tool for learning, a means of expanding access to information, and as a methodology for processing information in more productive and stimulating environment.

Union Township Board of Education Technology Standards:

Students shall have the ability to design, develop, publish, and present (presentations, web pages, documents) that demonstrate and communicate curriculum concepts to audiences inside and outside of the classroom. Students shall also have the ability to select and apply technology tools for research, information analysis, problem solving, and decision-making in content learning.

Students at all grade levels, K-12 will:

1. Understand basic technology operation and concepts.
 - 1.1 Demonstrate a sound understanding of the operation of technology systems.
 - 1.2 Develop sufficient skills to successfully use technology tools in daily life, work situations and learning environments.
 - 1.3 Discriminate among a variety of technologies and media to select appropriate technology for specific purposes.
2. Use technology responsibly and ethically.
 - 2.1 Practice responsible use of technology systems, information and software.
 - 2.2 Understand the ethical, cultural, environmental and societal implications of technology and telecommunications.
3. Use technology to communicate effectively and creatively.
 - 3.1 Use a variety of media and formats to communicate information and ideas effectively to multiple audiences.
 - 3.2 Create, produce and present ideas in a variety of forms, including text, video, graphics and conversation.
4. Use technology for thinking, learning and producing.
 - 4.1 Enhance content-area learning with technology-infused lessons.
 - 4.2 Construct new meaning and knowledge by combining and synthesizing different types of information.
 - 4.3 Use computer modeling, image processing, and simulations and data manipulation to develop understanding.
 - 4.4 Use a variety of tools to produce quality products.
5. Use technology for research, problem solving and decision-making.
 - 5.1 Use technology to locate, evaluate, collect and organize information from a variety of sources.
 - 5.2 Review information analytically and transform it into useful knowledge to solve problems.
 - 5.3 Work with a group to collaboratively solve a problem.

UNION TOWNSHIP MIDDLE SCHOOLS
HEALTH EDUCATION CURRICULUM OUTLINE
(Based on the New Jersey Core Curriculum Content Standards)

PHYSICAL EDUCATION - GRADES 6, 7, 8

1. Aerobic Dance
2. Badminton
3. Ballroom Dancing
4. Basketball
5. Cooperative Games
6. Dance
7. Field Hockey
8. Flag Football
9. Floor Hockey/Pillow Polo
10. Folk and Square Dance
11. Group Game Activities
12. Gymnastics
13. Lacrosse
14. Medically Excuse
15. Physical Fitness
16. Recreational Activities
17. Soccer
18. Softball/Whiffel Ball
19. Strength Development and Conditioning
20. Track and Field
21. Ultimate Frisbee
22. Volleyball

Township of Union Public Schools

**Physical Education Grades 6, 7, 8
2015**

Physical Education Grade Course 6, 7, 8, Description:

The curriculum will help the students to develop positive physical and healthy attitudes, respect for themselves and others and an appreciation for life.

We hope to supplement and expand the positive attitudes about personal fitness already taught in the home. The goal is to establish a consistent foundation on which the students can make responsible decisions on the future.

This curriculum will help the students develop knowledge of physical fitness and the importance of being physically fit. The responsibilities and confrontations associated with this age group will also be developed. The goal is for the student to make responsible decisions based on information and activities received.

The students will develop a fitness vocabulary that is used properly with correct terminology. The students will learn that they are responsible for their own fitness behaviors and actions. Possible outcomes for these behaviors will also be discussed.

Recommended Texts:

Bronson, M, Cleary, M, & Hubbard, B. (2009). *Glencoe teen health*. Woodland Hills, CA: McGraw Hill.

Turner, F, Susan. (2008). *P.E. Teacher's Skill-By-Skill Activities Program: Success-Oriented Sports Experiences for Grades K-8*. Boston, MA: Parker Publishing.

Grade 6 Course Proficiencies

Students will be able to...

- Perform loco motor skills in dynamic fitness, sport, and rhythmic activities; use relationships, levels, speed, direction, and pathways effectively in complex group and individual physical activities such as crouching low for volleyball digs, stretching high during lay ups, positioning for a soccer pass, or passing ahead of a receiver.
- Perform sequences that combine traveling, rolling, balancing, and weight transfer into smooth, flowing sequences.
- Move in time to complex rhythmical patterns such as $\frac{3}{4}$ time or $\frac{6}{8}$ time.
- Design and refine a jump rope routine to music.
- Throw a variety of objects demonstrating both accuracy and distance such as Frisbee, softball, and basketball.
- Strike a ball to a wall or a partner with a paddle/racquet using forehand and backhand strokes continuously.
- Hand and foot dribble while preventing an opponent from stealing the ball.
- Keep an object in the air without catching it in a small group such as volleyball and football; and throw and catch a ball consistently while guarded by an opponent.
- Use equipment safely and properly.
- Select and use proper attire that promotes participation and prevents injury.
- Include warm up and cool down procedures regularly during exercise; monitor potentially dangerous environmental conditions such as wind, cold, heat, and insects; and recommend prevention and treatment
- Identify potentially dangerous exercises and their adverse effects on the body.
- Know basic rules for sports played such as setting up to start, restarting; violating rules; and keep accurate score during a contest.
- Participate in establishing rules, procedures, and etiquette that are safe and effective for specific activity situations.
- Handle conflicts that arise with others without confrontations.
- Identify and follow rules while playing sports and games.
- Accept decisions made by game officials such as student, teachers, and officials outside the school.
- Accept successes and performance limitations of self and others, exhibit appropriate behavior responses, and recognize that improvement is possible with appropriate practice; and modify games/activities to improve the game/activity.

Grade 7 Course Proficiencies

Students will be able to...

- Coordinate movements with teammates to achieve team goals.
- Demonstrate appropriate relationships to an opponent in dynamic game situations such as staying between opponent and the ball.
- Demonstrate appropriate speed and generations of force such as running sprints, running distance, throwing a disc, jumping, kicking.
- Perform selected folk, country, square, line, creative, and/or aerobic dances.
- Design and perform sequences of dance steps/movements in practiced sequences with intentional changes in speed, direction, and flow.
- Demonstrate, without cue, critical elements in specialized skills related to sports such as overhand throw for distance/force, serving and bumping, volleyball, shooting a basketball, shooting a lay-up, forehand and backhand, striking with a racket or club, or batting.
- Create and modify activities that provide practice of selected skills to improve performance such as practice with non dominant hand, practice specific game situations, or practice jumps or cartwheels in both directions.
- Identify and apply similar movement concepts and elements in a variety of sport skills such as throwing and tennis serving.
- Describe the importance of goal setting in improving skill.
- Detect and correct errors in personal or partner's skill performance.
- Identify favorite lifelong physical activities.
- Participate immoderate to vigorous health related activities on a regular basis.
- Participate in games, sports, dance, and/or outdoor pursuits in and outside of school based on individual interests and/or capabilities
- Identify and apply basic biomechanical principles such as lowering the center of gravity and widening the base of support; and use basic offensive and defensive strategies while playing a modified version of a sport.
- Use equipment safely and properly
- Select and use proper attire that promotes participation and prevents injury.
- Include warm-up and cool-down procedures regularly during exercise; monitor potentially dangerous environmental conditions such as wind, cold, heat, and insects; and recommend prevention and treatment.
- Distinguish between compliance and noncompliance with rules and regulations and apply agreed upon consequences when officiating

- Describe fundamental components and strategies used in net/wall, invasion, target, and fielding games such as net/wall alternating the speed and direction of the ball, invasion-fakes, give and go, target concentration, feel the movement, and fielding-back up other players.
- Solve problems in physical activities by analyzing causes and potential solutions.
- Work cooperatively in a group to achieve group goals in competitive as well as cooperative settings.
- Accept decisions made by game officials such as student, teachers, and officials outside the school.
- Use peer interaction positively to enhance personal physical activity and safety such as encourage friends and joins teams; and recognize the role of games, sport, and dance in getting to know and understand others.

Grade 8 Course Proficiencies

Students will be able to...

- Coordinate movements with team mates to achieve team goals
- Demonstrate appropriate relationships of the body to an opponent in dynamic game situations such as staying between opponent and goal and moving between opponent and the ball.
- Demonstrate appropriate speed and generation of force such as running sprints, running distance, throwing a disc, jumping or kicking.
- Perform selected folk, country, square, line, creative, and/or aerobic dances.
- Design and perform sequences of dance steps/movements into practiced sequences with intentional changes in speed, direction and flow.
- Demonstrate without cue critical elements in specialized skills related to sports such as overhand how for distance/force, serving and bumping, volleyball, shooting a basketball, shooting a lay-up, forehand and backhand striking with racket or club, or batting.
- Combine skills competently to participate in modified versions of team and individual sports.
- Create and modify activities that provide practice of selected skills to improve performance such as practice with non-dominant hand, practice specific game situations, and practice jumps or cartwheels in both directions.
- Identify and apply similar movement concepts and elements in a variety of sport skills such as throwing and tennis serving.
- Describe the importance of goal setting in improving skill.
- Detect and correct errors in his/her or partner's skill performance.
- Make appropriate changes in performance based on feedback.
- Identify and apply basic biomechanical principles such as lowering the center of gravity and widening the base of support to increase stability.
- Use basic offensive and defensive strategies while playing a modified version of a sport.
- Describe and select physical activities that provide for enjoyment and challenge.
- Identify opportunities in the school and community for regular participation in physical activity.
- Participate in games, sports, dance, and /or outdoor pursuits in and outside of school based on individual interests and/or capabilities.
- Identify favorite lifelong physical activities.
- Participate in moderate to vigorous physical activity for a sustained period of time on a regular basis.
- Maintain healthy levels of flexibility.
- Develop and maintain muscular strength and endurance of the arms, shoulders, abdomen, back, and legs.
- List long term physiological and psychological benefits that may result from regular participation in physical activity.
- Identify and apply basic weight training principles and safety practices such as appropriate goals, appropriate weight and repetitions, body alignment, principle of frequency, intensity and time, and importance of balance in muscle pairs.
- Use equipment safely and properly.

- Select and use proper attire that promotes participation and prevents injury.
- Include warm-up and cool-down procedures regularly during exercise; monitor potentially dangerous environmental conditions such as wind, cold, heat, and insects; and recommend prevention and treatment.
- Analyze exercises for their effects on the body such as beneficial potentially dangerous.
- Distinguish between compliance and noncompliance rules and regulations and apply agreed upon consequences when officiating; and describe fundamental components and strategies used in net/wall, invasion, target and fielding games such as alternating the speed and direction of the ball, invasion-fakes, give and go, target concentration, feeling the movement and fielding back up players.
- Solve problems in physical activities by analyzing causes and potential solutions.
- Work cooperatively in a group to achieve group goals in competitive as well as cooperative settings.
- Identify and follow rules while playing sports and games.
- Accept decisions made by game officials including student, teachers, and officials outside the school.
- Use peer interaction positively to enhance personal physical activity and safety such as encourage friends to join teams.

Content: Aerobic Dance

Text: P. E. Teacher's Skill-By-Skill Activities Program: Success Oriented Sports Experiences

Essential Questions	CPI #	CPI	Suggested Activity	Pacing	Assessment
What are the effects and benefits of aerobic dance?	2.5.6.A.1	Explain and perform movement skills that combine mechanically correct movement in smooth flowing sequences in isolated settings (i.e., skill practice) and applied settings (i.e. games, sports, dance, and recreational activities).	In groups the students will practice the aerobic dance movements. The students will be given a terminology sheet of aerobic dance movements to learn, and reviewed by the teacher.	10 days	Demonstrate on a written test, knowledge of the steps, terminology, and safety precautions of the dance.
What are the proper techniques of exercise used in aerobic dance?	2.5.8.A.4	Detect, analyze, and correct errors and apply to refine movement skills.	The students will participate in a group aerobic dance routine.		Demonstrate the ability to execute the basic fundamental movements of the dance during test.
How does aerobic dance develop good cardiovascular endurance?	2.6.6.A.1	Analyze the social, emotional, and health benefits of selected physical experiences.			Demonstrate the ability to apply the basic individual movements in a group dance.
	2.6.8.A.1	Summarize the short- and long-term physical, social, and emotional benefits of regular physical activity.			

Content: Badminton

Text: P. E. Teacher's Skill-By-Skill Activities Program: Success Oriented Sports Experiences

Essential Questions	CPI #	CPI	Suggested Activity	Pacing	Assessment
What are the rules of the game?	2.5.6.A.4	Use self-evaluation and external feedback to detect and correct errors in one's movement performance.	In groups the students will practice the skills of the game.	10 days	Demonstrate on a written test, knowledge of the rules, terminology, and safety precautions of the game.
What are the basic skills of the game?	2.5.8.A.4	Detect, analyze, and correct errors and apply to refine movement skills.	The students will be given a rules and terminology sheet of the game to learn, and reviewed by the teacher.		
What are the terminologies of the game?	2.5.6.B.1	Demonstrate the use of offensive, defensive, and cooperative strategies in individual, dual, and team activities	The students will participate in game play learning teamwork and sportsmanship.		Demonstrate the ability to execute the basic fundamental skills of the game during skills test.
What concepts of teamwork and sportsmanship are involved in the game?	2.5.8.B.1	Compare and contrast the use of offensive, defensive, and cooperative strategies in a variety of settings			Demonstrate the ability to apply the basic individual skills in a game situation
	2.6.6.A.1	Analyze the social, emotional, and health benefits of selected physical experiences.			
	2.6.8.A.1	Summarize the short- and long-term physical, social, and emotional benefits of regular physical activity.			

Content: Ballroom Dancing

Text: P. E. Teacher's Skill-By-Skill Activities Program: Success Oriented Sports Experiences

Essential Questions	CPI #	CPI	Suggested Activity	Pacing	Assessment
What are the basic dance movements and music measures that make up fundamental dance routines?	2.5.6.A.1	Explain and perform movement skills that combine mechanically correct movements in smooth flowing sequences in isolated settings (i.e., skill practice) and applied settings (i.e. games, sports, dance, and recreational activities.	In groups the students will practice the proper ballroom dance movements. The students will be given a terminology sheet of ballroom dance movements to learn, and reviewed by the teacher.	10 days	Demonstrate on a written test, knowledge of the steps, terminology, and safety precautions of the dance.
What timing, agility, balance, coordination, flexibility, body control are involved in ballroom dancing?	2.5.8.A.4	Detect, analyze, and correct errors and apply to refine movement skills.	The students will participate in a group ballroom dance routine		Demonstrate the ability to execute the basic fundamental movements of the dance during test.
What are the terminologies of ballroom dancing?	2.6.6.A.1	Analyze the social, emotional, and health benefits of selected physical experiences.			Demonstrate the ability to apply the basic individual movements in a group dance.
What concepts are needed to choreograph a dance?	2.6.8.A.1	Summarize the short- and long-term physical, social, and emotional benefits of regular physical activity.			

Content: Basketball

Text: P. E. Teacher's Skill-By-Skill Activities Program: Success Oriented Sports Experiences

Essential Questions	CPI #	CPI	Suggested Activity	Pacing	Assessment
What are the rules of the game?	2.5.6.A.4	Use self-evaluation and external feedback to detect and correct errors in one's movement performance.	In groups the students will practice the skills of the game.	10 days	Demonstrate on a written test, knowledge of the rules, terminology, and safety precautions of the game.
What are the basic skills of the game?	2.5.8.A.4	Detect, analyze, and correct errors and apply to refine movement skills.	The students will be given a rules and terminology sheet of the game to learn, and reviewed by the teacher.		
What are the terminologies of the game?	2.5.6.B.1	Demonstrate the use of offensive, defensive, and cooperative strategies in individual, dual, and team activities	The students will participate in game play learning teamwork and sportsmanship.		Demonstrate the ability to execute the basic fundamental skills of the game during skills test.
What concepts of teamwork and sportsmanship are involved in the game?	2.5.8.B.1	Compare and contrast the use of offensive, defensive, and cooperative strategies in a variety of settings			Demonstrate the ability to apply the basic individual skills in a game situation
	2.6.6.A.1	Analyze the social, emotional, and health benefits of selected physical experiences.			
	2.6.8.A.1	Summarize the short- and long-term physical, social, and emotional benefits of regular physical activity.			

Content: Cooperative Games
Text: P. E. Teacher's Skill-By-Skill Activities Program: Success Oriented Sports Experiences

Essential Questions	CPI #	CPI	Suggested Activity	Pacing	Assessment
What are effective strategies for cooperative games?	2.5.6.A.4	Use self-evaluation and external feedback to detect and correct errors in one's movement performance.	In groups the students will practice the skills of the game.	10 days	Demonstrate on a written test, knowledge of the rules, terminology, and safety precautions of the game.
What techniques are used in working with groups?	2.5.8.A.4	Detect, analyze, and correct errors and apply to refine movement skills.	The students will be given a rules and terminology sheet of the game to learn, and reviewed by the teacher.		
How is individual ability levels improved throughout the unit?	2.5.6.B.1	Demonstrate the use of offensive, defensive, and cooperative strategies in individual, dual, and team activities	The students will participate in game play learning teamwork and sportsmanship.		Demonstrate the ability to execute the basic fundamental skills of the game during skills test.
What concepts of fair play and sportsmanship are used in cooperative games?	2.5.8.B.1	Compare and contrast the use of offensive, defensive, and cooperative strategies in a variety of settings			Demonstrate the ability to apply the basic individual skills in a game situation
	2.6.6.A.1	Analyze the social, emotional, and health benefits of selected physical experiences.			
	2.6.8.A.1	Summarize the short- and long-term physical, social, and emotional benefits of regular physical activity.			

Content: Dance

Text: P. E. Teacher's Skill-By-Skill Activities Program: Success Oriented Sports Experiences

Essential Questions	CPI #	CPI	Suggested Activity	Pacing	Assessment
What are the basic movement structures of dance?	2.5.6.A.1	Explain and perform movement skills that combine mechanically correct movement in smooth flowing sequences in isolated settings (i.e., skill practice) and applied settings (i.e. games, sports, dance, and recreational activities.	In groups the students will practice the dance movements. The students will be given a terminology sheet of dance movements to learn, and reviewed by the teacher.	10 days	Demonstrate on a written test, knowledge of the steps, terminology, and safety precautions of the dance.
How do musical measures make up fundamental dance routines?	2.5.8.A.4	Detect, analyze, and correct errors and apply to refine movement skills.	The students will participate in a group dance routine		Demonstrate the ability to execute the basic fundamental movements of the dance during test.
How agility, balance, coordination, flexibility, and body control are related to dance?	2.6.6.A.1	Analyze the social, emotional, and health benefits of selected physical experiences.			Demonstrate the ability to apply the basic individual movements in a group dance.
What are conditioning exercises with an obvious knowledge of movement related to dance?	2.6.8.A.1	Summarize the short- and long-term physical, social, and emotional benefits of regular physical activity.			

Content: Field Hockey

Text: P. E. Teacher's Skill-By-Skill Activities Program: Success Oriented Sports Experiences

Essential Questions	CPI #	CPI	Suggested Activity	Pacing	Assessment
What are the rules of the game?	2.5.6.A.4	Use self-evaluation and external feedback to detect and correct errors in one's movement performance.	In groups the students will practice the skills of the game.	10 days	Demonstrate on a written test, knowledge of the rules, terminology, and safety precautions of the game.
What are the basic skills of the game?	2.5.8.A.4	Detect, analyze, and correct errors and apply to refine movement skills.	The students will be given a rules and terminology sheet of the game to learn, and reviewed by the teacher.		
What are the terminologies of the game?	2.5.6.B.1	Demonstrate the use of offensive, defensive, and cooperative strategies in individual, dual, and team activities	The students will participate in game play learning teamwork and sportsmanship.		Demonstrate the ability to execute the basic fundamental skills of the game during skills test.
What concepts of teamwork and sportsmanship are involved in the game?	2.5.8.B.1	Compare and contrast the use of offensive, defensive, and cooperative strategies in a variety of settings			Demonstrate the ability to apply the basic individual skills in a game situation
	2.6.6.A.1	Analyze the social, emotional, and health benefits of selected physical experiences.			
	2.6.8.A.1	Summarize the short- and long-term physical, social, and emotional benefits of regular physical activity.			

Content: Flag Football

Text: P. E. Teacher's Skill-By-Skill Activities Program: Success Oriented Sports Experiences

Essential Questions	CPI #	CPI	Suggested Activity	Pacing	Assessment
What are the rules of the game?	2.5.6.A.4	Use self-evaluation and external feedback to detect and correct errors in one's movement performance.	In groups the students will practice the skills of the game.	10 days	Demonstrate on a written test, knowledge of the rules, terminology, and safety precautions of the game.
What are the basic skills of the game?	2.5.8.A.4	Detect, analyze, and correct errors and apply to refine movement skills.	The students will be given a rules and terminology sheet of the game to learn, and reviewed by the teacher.		
What are the terminologies of the game?	2.5.6.B.1	Demonstrate the use of offensive, defensive, and cooperative strategies in individual, dual, and team activities	The students will participate in game play learning teamwork and sportsmanship.		Demonstrate the ability to execute the basic fundamental skills of the game during skills test.
What concepts of teamwork and sportsmanship are involved in the game?	2.5.8.B.1	Compare and contrast the use of offensive, defensive, and cooperative strategies in a variety of settings			Demonstrate the ability to apply the basic individual skills in a game situation
	2.6.6.A.1	Analyze the social, emotional, and health benefits of selected physical experiences.			
	2.6.8.A.1	Summarize the short- and long-term physical, social, and emotional benefits of regular physical activity.			

Content: Floor hockey/Pillow Polo

Text: P. E. Teacher's Skill-By-Skill Activities Program: Success Oriented Sports Experiences

Essential Questions	CPI #	CPI	Suggested Activity	Pacing	Assessment
----------------------------	--------------	------------	---------------------------	---------------	-------------------

<p>What are the rules of the game?</p>	<p>2.5.6.A.4 Use self-evaluation and external feedback to detect and correct errors in one's movement performance.</p>	<p>In groups the students will practice the skills of the game.</p>	<p>10 days</p>	<p>Demonstrate on a written test, knowledge of the rules, terminology, and safety precautions of the game.</p>
<p>What are the basic skills of the game?</p>	<p>2.5.8.A.4 Detect, analyze, and correct errors and apply to refine movement skills.</p>	<p>The students will be given a rules and terminology sheet of the game to learn, and reviewed by the teacher.</p>		<p></p>
<p>What are the terminologies of the game?</p>	<p>2.5.6.B.1 Demonstrate the use of offensive, defensive, and cooperative strategies in individual, dual, and team activities</p>	<p>The students will participate in game play learning teamwork and sportsmanship.</p>		<p>Demonstrate the ability to execute the basic fundamental skills of the game during skills test.</p>
<p>What concepts of teamwork and sportsmanship are involved in the game?</p>	<p>2.5.8.B.1 Compare and contrast the use of offensive, defensive, and cooperative strategies in a variety of settings</p>			<p>Demonstrate the ability to apply the basic individual skills in a game situation</p>
	<p>2.6.6.A.1 Analyze the social, emotional, and health benefits of selected physical experiences.</p>			
	<p>2.6.8.A.1 Summarize the short- and long-term physical, social, and emotional benefits of regular physical activity.</p>			

Content: Folk and Square Dance

Text: P. E. Teacher's Skill-By-Skill Activities Program: Success Oriented Sports Experiences

Essential Questions	CPI #	CPI	Suggested Activity	Pacing	Assessment
What are basic dance steps and combinations used in square dancing?	2.5.6.A.1	Explain and perform movement skills that combine mechanically correct movement in smooth flowing sequences in isolated settings (i.e., skill practice) and applied settings (i.e. games, sports, dance, and recreational activities.	In groups the students will practice the folk and square dance movements.	10 days	Demonstrate on a written test, knowledge of the steps, terminology, and safety precautions of the dance.
What are the special skills involved with different ethnic dance?			The students will be given a terminology sheet of folk and square dance movements to learn, and reviewed by the teacher.		Demonstrate the ability to execute the basic fundamental movements of the dance during test.
How are specific social dance routines identified and performed?	2.5.8.A.4	Detect, analyze, and correct errors and apply to refine movement skills.	The students will participate in a group folk and square dance routine		
What good social traits are demonstrated by participating with different partners and groups on a daily basis?	2.6.6.A.1 2.6.8.A.1	Analyze the social, emotional, and health benefits of selected physical experiences. Summarize the short- and long-term physical, social, and emotional benefits of regular physical activity.			Demonstrate the ability to apply the basic individual movements in a group dance.

Content: Group Game Activities

Text: P. E. Teacher's Skill-By-Skill Activities Program: Success Oriented Sports Experiences

Essential Questions	CPI #	CPI	Suggested Activity	Pacing	Assessment
What effective strategies and techniques are involved with working in groups?	2.5.6.A.4	Use self-evaluation and external feedback to detect and correct errors in one's movement performance.	In groups the students will practice the skills of the game.	10 days	Demonstrate on a written test, knowledge of the rules, terminology, and safety precautions of the game.
How is individual ability levels improved throughout the unit?	2.5.8.A.4	Detect, analyze, and correct errors and apply to refine movement skills.	The students will be given a rules and terminology sheet of the game to learn, and reviewed by the teacher.		Demonstrate the ability to execute the basic fundamental skills of the game during skills test.
What concepts of teamwork and sportsmanship are involved in the group game activities?	2.5.6.B.1	Demonstrate the use of offensive, defensive, and cooperative strategies in individual, dual, and team activities	The students will participate in game play learning teamwork and sportsmanship.		Demonstrate the ability to apply the basic individual skills in a game situation
	2.5.8.B.1	Compare and contrast the use of offensive, defensive, and cooperative strategies in a variety of settings			
	2.6.6.A.1	Analyze the social, emotional, and health benefits of selected physical experiences.			
	2.6.8.A.1	Summarize the short- and long-term physical, social, and emotional benefits of regular physical activity.			

Essential Questions	CPI #	CPI	Suggested Activity	Pacing	Assessment
What role does proper warm up activities have in gymnastics?	2.5.6.A.1	Explain and perform movement skills that combine mechanically correct movement in smooth flowing sequences in isolated settings (i.e., skill practice) and applied settings (i.e. games, sports, dance, and recreational activities.	In groups the students will practice the skills of each event.	10 days	Demonstrate on a written test, knowledge of the rules, terminology, and safety precautions of each event.
How are balance, coordination, agility, flexibility, and strength through basic skill work on each piece of apparatus and tumbling connected?	2.5.8.A.4	Detect, analyze, and correct errors and apply to refine movement skills.	The students will be given a rules and terminology sheet of each event to learn, and reviewed by the teacher.		Demonstrate the ability to execute the basic fundamental skills of each event during skills test.
What are the basic safety and spotting procedures used in gymnastics?	2.6.6.A.1	Analyze the social, emotional, and health benefits of selected physical experiences.	The students will demonstrate their knowledge by performing each event.		Demonstrate the ability to apply the basic individual skills while performing each event
What concepts of skill progression are used in gymnastics?	2.6.8.A.1	Summarize the short- and long-term physical, social, and emotional benefits of regular physical activity.			

Content: Lacrosse

Text: P. E. Teacher's Skill-By-Skill Activities Program: Success Oriented Sports Experiences

Essential Questions	CPI #	CPI	Suggested Activity	Pacing	Assessment
What are the rules of the game?	2.5.6.A.4	Use self-evaluation and external feedback to detect and correct errors in one's movement performance.	In groups the students will practice the skills of the game.	10 days	Demonstrate on a written test, knowledge of the rules, terminology, and safety precautions of the game.
What are the basic skills of the game?	2.5.8.A.4	Detect, analyze, and correct errors and apply to refine movement skills.	The students will be given a rules and terminology sheet of the game to learn, and reviewed by the teacher.		
What are the terminologies of the game?	2.5.6.B.1	Demonstrate the use of offensive, defensive, and cooperative strategies in individual, dual, and team activities	The students will participate in game play, learning teamwork and sportsmanship.		Demonstrate the ability to execute the basic fundamental skills of the game during skills test.
What concepts of teamwork and sportsmanship are involved in the game?	2.5.8.B.1	Compare and contrast the use of offensive, defensive, and cooperative strategies in a variety of settings			Demonstrate the ability to apply the basic individual skills in a game situation
	2.6.6.A.1	Analyze the social, emotional, and health benefits of selected physical experiences.			
	2.6.8.A.1	Summarize the short- and long-term physical, social, and emotional benefits of regular physical activity.			

Content: Medically Excused
Text: Academic Sports Portfolio Package

Essential Questions	CPI #	CPI	Suggested Activity	Pacing	Assessment
How is knowledge of athletic and athletics obtained?	2.5.6.C.1	Compare the roles and responsibilities of players and observers and recommend strategies to enhance sportsmanship-like behavior.	The students will read the articles and answer the questions.	10 days	The students will answer questions pertaining to each article.
How are basic reading and writing developed?	2.5.8.B.1	Compare and contrast the use of offensive, defensive, and cooperative strategies in a variety of settings	The students will demonstrate an understanding of the articles read by completing a summary article.		Write a paragraph from information attained from the reading book.
	2.6.6.A.1	Analyze the social, emotional, and health benefits of selected physical experiences.			
	2.6.8.A.1	Summarize the short- and long-term physical, social, and emotional benefits of regular physical activity.			

Course: Physical Fitness

Text: P. E. Teacher's Skill-By-Skill Activities Program: Success Oriented Sports Experiences

Essential Questions	CPI #	CPI	Suggested Activity	Pacing	Assessment
How are basic physical fitness skills for life obtained?	2.5.6.A.4	Use self-evaluation and external feedback to detect and correct errors in one's movement performance.	In groups or individually the students will practice the skills for each fitness exercise.	10 days	Demonstrate on a written test, knowledge of the rules, terminology, and safety precautions of each fitness exercise.
What areas of the body are developed through physical fitness?	2.5.8.A.4	Detect, analyze, and correct errors and apply to refine movement skills.	The students will be given a rules and terminology sheet of each fitness exercise to learn, and reviewed by the teacher.		Demonstrate the ability to execute the basic fundamental skills of each fitness exercise during skills test.
How is body mass index learned and obtained?	2.5.8.B.1	Compare and contrast the use of offensive, defensive, and cooperative strategies in a variety of settings	The students will demonstrate their knowledge by performing each fitness exercise.		Demonstrate the ability to apply the basic individual fitness exercise during a group fitness workout.
What are the proper techniques used in each exercises to develop each area of the body?	2.6.6.A.1	Analyze the social, emotional, and health benefits of selected physical experiences.			
	2.6.8.A.1	Summarize the short- and long-term physical, social, and emotional benefits of regular physical activity.			

Content: Recreational Activities
Text: P. E. Teacher's Skill-By-Skill Activities Program: Success Oriented Sports Experiences

Essential Questions	CPI #	CPI	Suggested Activity	Pacing	Assessment
What are the various recreational activities?	2.5.6.A.4	Use self-evaluation and external feedback to detect and correct errors in one's movement performance.	In groups the students will practice the skills of the game.	10 days	Demonstrate on a written test, knowledge of the rules, terminology, and safety precautions of the game.
How is a sense of fair play developed in recreational activities?	2.5.8.A.4	Detect, analyze, and correct errors and apply to refine movement skills.	The students will be given a rules and terminology sheet of the game to learn, and reviewed by the teacher.		
What concepts of teamwork and sportsmanship are involved in recreational activities?	2.5.6.B.1	Demonstrate the use of offensive, defensive, and cooperative strategies in individual, dual, and team activities	The students will participate in game play learning teamwork and sportsmanship.		Demonstrate the ability to execute the basic fundamental skills of the game during skills test.
	2.5.8.B.1	Compare and contrast the use of offensive, defensive, and cooperative strategies in a variety of settings			Demonstrate the ability to develop a plan for lifetime fitness.
	2.6.6.A.1	Analyze the social, emotional, and health benefits of selected physical experiences.			
	2.6.8.A.1	Summarize the short- and long-term physical, social, and emotional benefits of regular physical activity.			

Content: Soccer

Text: P. E. Teacher's Skill-By-Skill Activities Program: Success Oriented Sports Experiences

Essential Questions	CPI #	CPI	Suggested Activity	Pacing	Assessment
What are the rules of the game?	2.5.6.A.4	Use self-evaluation and external feedback to detect and correct errors in one's movement performance.	In groups the students will practice the skills of the game.	10 days	Demonstrate on a written test, knowledge of the rules, terminology, and safety precautions of the game.
What are the basic skills of the game?	2.5.8.A.4	Detect, analyze, and correct errors and apply to refine movement skills.	The students will be given a rules and terminology sheet of the game to learn, and reviewed by the teacher.		
What are the terminologies of the game?	2.5.6.B.1	Demonstrate the use of offensive, defensive, and cooperative strategies in individual, dual, and team activities	The students will participate in game play learning teamwork and sportsmanship.		Demonstrate the ability to execute the basic fundamental skills of the game during skills test.
What concepts of teamwork and sportsmanship are involved in the game?	2.5.8.B.1	Compare and contrast the use of offensive, defensive, and cooperative strategies in a variety of settings			Demonstrate the ability to apply the basic individual skills in a game situation
	2.6.6.A.1	Analyze the social, emotional, and health benefits of selected physical experiences.			
	2.6.8.A.1	Summarize the short- and long-term physical, social, and emotional benefits of regular physical activity.			

Content: Softball/Whiffle Ball

Text: P. E. Teacher's Skill-By-Skill Activities Program: Success Oriented Sports Experiences

Essential Questions	CPI #	CPI	Suggested Activity	Pacing	Assessment
What are the rules of the game?	2.5.6.A.4	Use self-evaluation and external feedback to detect and correct errors in one's movement performance.	In groups the students will practice the skills of the game.	10 days	Demonstrate on a written test, knowledge of the rules, terminology, and safety precautions of the game.
What are the basic skills of the game?	2.5.8.A.4	Detect, analyze, and correct errors and apply to refine movement skills.	The students will be given a rules and terminology sheet of the game to learn, and reviewed by the teacher.		
What are the terminologies of the game?	2.5.6.B.1	Demonstrate the use of offensive, defensive, and cooperative strategies in individual, dual, and team activities	The students will participate in game play learning teamwork and sportsmanship.		Demonstrate the ability to execute the basic fundamental skills of the game during skills test.
What concepts of teamwork and sportsmanship are involved in the game?	2.5.8.B.1	Compare and contrast the use of offensive, defensive, and cooperative strategies in a variety of settings			Demonstrate the ability to apply the basic individual skills in a game situation
	2.6.6.A.1	Analyze the social, emotional, and health benefits of selected physical experiences.			
	2.6.8.A.1	Summarize the short- and long-term physical, social, and emotional benefits of regular physical activity.			

Content: Strength Development and Conditioning

Text: P. E. Teacher's Skill-By-Skill Activities Program: Success Oriented Sports Experiences

Essential Questions	CPI #	CPI	Suggested Activity	Pacing	Assessment
What are the rules, regulations and safety procedures fitness equipment?	2.5.6.A.4	Use self-evaluation and external feedback to detect and correct errors in one's movement performance.	In groups or individually the students will practice the skills for each strength development exercise.	10 days	Demonstrate on a written test, knowledge of the rules, terminology, and safety precautions of each strength development.
How is training program a key part of progressing physically?	2.5.8.A.4	Detect, analyze, and correct errors and apply to refine movement skills.	The students will be given a rules and terminology sheet of each strength development exercise to learn, and reviewed by the teacher.		Demonstrate the ability to execute the basic fundamental skills of each strength development exercise during skills test.
What are the proper warm up pre-workout stretching techniques?	2.5.6.B.1	Demonstrate the use of offensive, defensive, and cooperative strategies in individual, dual, and team activities	The students will demonstrate their knowledge by performing each strength development exercise.		Demonstrate the ability to apply the basic individual fitness exercise during a group strength development workout.
What is the importance of maintaining workout records?	2.5.8.B.1	Compare and contrast the use of offensive, defensive, and cooperative strategies in a variety of settings			
	2.6.6.A.1	Analyze the social, emotional, and health benefits of selected physical experiences.			
	2.6.8.A.1	Summarize the short- and long-term physical, social, and emotional benefits of regular physical activity.			

Content: Track and Field

Text: P. E. Teacher's Skill-By-Skill Activities Program: Success Oriented Sports Experiences

Essential Questions	CPI #	CPI	Suggested Activity	Pacing	Assessment
What are the various track and field events?	2.5.6.A.4	Use self-evaluation and external feedback to detect and correct errors in one's movement performance.	In groups the students will practice the skills each event.	10 days	Demonstrate on a written test, knowledge of the rules, terminology, and safety precautions of each event.
How is each event related to their historical past?	2.5.8.A.4	Detect, analyze, and correct errors and apply to refine movement skills.	The students will be given a rules and terminology sheet of each event to learn, and reviewed by the teacher.		
How is your aerobic capacity related to track?	2.5.6.B.1	Demonstrate the use of offensive, defensive, and cooperative strategies in individual, dual, and team activities	The students will demonstrate their knowledge by performing each event.		Demonstrate the ability to execute the basic fundamental skills of each event during skills test.
What activities are involved in the field events?	2.5.8.B.1	Compare and contrast the use of offensive, defensive, and cooperative strategies in a variety of settings			Demonstrate the ability to apply the basic individual skills while performing each event
	2.6.6.A.1	Analyze the social, emotional, and health benefits of selected physical experiences.			
	2.6.8.A.1	Summarize the short- and long-term physical, social, and emotional benefits of regular physical activity.			

Content: Ultimate Frisbee

Text: P. E. Teacher's Skill-By-Skill Activities Program: Success Oriented Sports Experiences

Essential Questions	CPI #	CPI	Suggested Activity	Pacing	Assessment
What are the rules of the game?	2.5.6.A.4	Use self-evaluation and external feedback to detect and correct errors in one's movement performance.	In groups the students will practice the skills of the game.	10 days	Demonstrate on a written test, knowledge of the rules, terminology, and safety precautions of the game.
What are the basic skills of the game?	2.5.8.A.4	Detect, analyze, and correct errors and apply to refine movement skills.	The students will be given a rules and terminology sheet of the game to learn, and reviewed by the teacher.		
What are the terminologies of the game?	2.5.6.B.1	Demonstrate the use of offensive, defensive, and cooperative strategies in individual, dual, and team activities	The students will participate in game play learning teamwork and sportsmanship.		Demonstrate the ability to execute the basic fundamental skills of the game during skills test.
What concepts of teamwork and sportsmanship are involved in the game?	2.5.8.B.1	Compare and contrast the use of offensive, defensive, and cooperative strategies in a variety of settings			Demonstrate the ability to apply the basic individual skills in a game situation
	2.6.6.A.1	Analyze the social, emotional, and health benefits of selected physical experiences.			
	2.6.8.A.1	Summarize the short- and long-term physical, social, and emotional benefits of regular physical activity.			

Content: Volleyball

Text: P. E. Teacher's Skill-By-Skill Activities Program: Success Oriented Sports Experiences

Essential Questions	CPI #	CPI	Suggested Activity	Pacing	Assessment
What are the rules of the game?	2.5.6.A.4	Use self-evaluation and external feedback to detect and correct errors in one's movement performance.	In groups the students will practice the skills of the game.	10 days	Demonstrate on a written test, knowledge of the rules, terminology, and safety precautions of the game.
What are the basic skills of the game?	2.5.8.A.4	Detect, analyze, and correct errors and apply to refine movement skills.	The students will be given a rules and terminology sheet of the game to learn, and reviewed by the teacher.		
What are the terminologies of the game?	2.5.6.B.1	Demonstrate the use of offensive, defensive, and cooperative strategies in individual, dual, and team activities	The students will participate in game play learning teamwork and sportsmanship.		Demonstrate the ability to execute the basic fundamental skills of the game during skills test.
What concepts of teamwork and sportsmanship are involved in the game?	2.5.8.B.1	Compare and contrast the use of offensive, defensive, and cooperative strategies in a variety of settings			Demonstrate the ability to apply the basic individual skills in a game situation
	2.6.6.A.1	Analyze the social, emotional, and health benefits of selected physical experiences.			
	2.6.8.A.1	Summarize the short- and long-term physical, social, and emotional benefits of regular physical activity.			

Content Area		Comprehensive Health and Physical Education	
Standard		2.1 Wellness: All students will acquire health promotion concepts and skills to support a healthy, active lifestyle.	
Strand		A. Personal Growth and Development	
By the end of grade	Content Statement	CPI #	Cumulative Progress Indicator (CPI)
P	Developing self-help skills and personal hygiene skills promotes healthy habits.	2.1.P.A.1	Develop an awareness of healthy habits (e.g., use clean tissues, wash hands, handle food hygienically, brush teeth, and dress appropriately for the weather).
		2.1.P.A.2	Demonstrate emerging self-help skills (e.g., develop independence when pouring, serving, and using utensils and when dressing and brushing teeth).
2	Health-enhancing behaviors contribute to wellness.	2.1.2.A.1	Explain what being "well" means and identify self-care practices that support wellness.
		2.1.2.A.2	Use correct terminology to identify body parts, and explain how body parts work together to support wellness.
4	The dimensions of wellness are interrelated and impact overall personal well-being.	2.1.4.A.1	Explain the physical, social, emotional, and mental dimensions of personal wellness and how they interact.
		2.1.4.A.2	Determine the relationship of personal health practices and behaviors on an individual's body systems.
6	Staying healthy is a lifelong process that includes all dimensions of wellness.	2.1.6.A.1	Explain how health data can be used to assess and improve each dimension of personal wellness.
		2.1.6.A.2	Relate how personal lifestyle habits, environment, and heredity influence growth and development in each life stage.
		2.1.6.A.3	Determine factors that influence the purchase of healthcare products and use of personal hygiene practices.
8	Developing and maintaining wellness requires ongoing evaluation of factors impacting health and modifying lifestyle behaviors accordingly.	2.1.8.A.1	Assess and apply health data to enhance each dimension of personal wellness.
		2.1.8.A.2	Compare and contrast the impact of genetics, family history, personal health practices, and environment on personal growth and development in each life stage.
		2.1.8.A.3	Relate advances in technology to maintaining and improving personal health.
		2.1.8.A.4	Determine the impact of marketing techniques on the use of personal hygiene products, practices, and services.
12	Developing and maintaining wellness requires ongoing evaluation of factors impacting health and modifying lifestyle behaviors accordingly.	2.1.12.A.1	Analyze the role of personal responsibility in maintaining and enhancing personal, family, community, and global wellness.
		2.1.12.A.2	Debate the social and ethical implications of the availability and use of technology and medical advances to support wellness.

Content Area		Comprehensive Health and Physical Education	
Standard	2.1 Wellness: All students will acquire health promotion concepts and skills to support a healthy, active lifestyle.		
Strand	B. Nutrition		
By the end of grade	Content Statement	CPI #	Cumulative Progress Indicator (CPI)
P	Developing the knowledge and skills necessary to make nutritious food choices promotes healthy habits.	2.1.P.B.1 2.1.P.B.2	Explore foods and food groups (e.g., compare and contrast foods representative of various cultures by taste, color, texture, smell, and shape). Develop awareness of nutritious food choices (e.g., participate in classroom cooking activities, hold conversations with knowledgeable adults about daily nutritious meal and snack offerings).
2	Choosing a balanced variety of nutritious foods contributes to wellness.	2.1.2.B.1 2.1.2.B.2	Explain why some foods are healthier to eat than others. Explain how foods in the food pyramid differ in nutritional content and value.
4	Choosing a balanced variety of nutritious foods contributes to wellness.	2.1.2.B.3 2.1.4.B.1	Summarize information about food found on product labels. Explain how healthy eating provides energy, helps to maintain healthy weight, lowers risk of disease, and keep body systems functioning effectively.
6	Eating patterns are influenced by a variety of factors.	2.1.4.B.2 2.1.4.B.3 2.1.4.B.4 2.1.6.B.1 2.1.6.B.2	Differentiate between healthy and unhealthy eating practices. Create a healthy meal based on nutritional content, value, calories, and cost. Interpret food product labels based on nutritional content. Determine factors that influence food choices and eating patterns. Summarize the benefits and risks associated with nutritional choices, based on eating patterns.
8	Eating patterns are influenced by a variety of factors.	2.1.6.B.3 2.1.6.B.4 2.1.8.B.1 2.1.8.B.2 2.1.8.B.3 2.1.8.B.4	Create a daily balanced nutritional meal plan based on nutritional content, value, calories, and cost. Compare and contrast nutritional information on similar food products in order to make informed choices. Analyze how culture, health status, age, and eating environment influence personal eating patterns and recommend ways to provide nutritional balance. Identify and defend healthy ways for adolescents to lose, gain, or maintain weight. Design a weekly nutritional plan for families with different lifestyles, resources, special needs, and cultural backgrounds. Analyze the nutritional values of new products and supplements.
12	Applying basic nutritional and fitness concepts to lifestyle behaviors impacts wellness.	2.1.12.B.1 2.1.12.B.2 2.1.12.B.3	Determine the relationship of nutrition and physical activity to weight loss, weight gain, and weight maintenance. Compare and contrast the dietary trends and eating habits of adolescents and young adults in the United States and other countries. Analyze the unique contributions of each nutrient class (fats, carbohydrates, protein, water, vitamins, and minerals) to one's health.

Content Area	Comprehensive Health and Physical Education	Cumulative Progress Indicator (CPI)
Standard	2.1 Wellness: All students will acquire health promotion concepts and skills to support a healthy, active lifestyle.	
Strand	C. Diseases and Health Conditions	
By the end of grade	Content Statement	
P	Developing self-help skills and personal hygiene skills promotes healthy habits.	2.1.P.C.1 Develop an awareness of healthy habits (e.g., use clean tissues, wash hands, handle food hygienically, brush teeth, and dress appropriately for the weather).
2	Knowledge about diseases and disease prevention promotes health-enhancing behaviors.	2.1.2.C.1 Summarize symptoms of common diseases and health conditions. 2.1.2.C.2 Summarize strategies to prevent the spread of common diseases and health conditions.
4	The use of disease prevention strategies in home, school, and community promotes personal health.	2.1.2.C.3 Determine how personal feelings can affect one's wellness. 2.1.4.C.1 Explain how most diseases and health conditions are preventable. 2.1.4.C.2 Justify how the use of universal precautions, sanitation and waste disposal, proper food handling and storage, and environmental controls prevent diseases and health conditions. 2.1.4.C.3 Explain how mental health impacts one's wellness.
6	The early detection and treatment of diseases and health conditions impact one's health.	2.1.6.C.1 Summarize means of detecting and treating diseases and health conditions that are prevalent in adolescents. 2.1.6.C.2 Determine the impact of public health strategies in preventing diseases and health conditions. 2.1.6.C.3 Compare and contrast common mental illnesses (such as depression, anxiety and panic disorders, and phobias) and ways to detect and treat them.
8	The prevention and control of diseases and health conditions are affected by many factors.	2.1.8.C.1 Evaluate emerging methods to diagnose and treat diseases and health conditions that are common in young adults in the United States and other countries, including hepatitis, sexually transmitted infections, HIV/AIDS, breast cancer, HPV, and testicular cancer. 2.1.8.C.2 Analyze local, state, national, and international public health efforts to prevent and control diseases and health conditions. 2.1.8.C.3 Analyze the impact of mental illness (e.g., depression, impulse disorders such as gambling or shopping, eating disorders, and bipolar disorders) on physical, social, and emotional well-being.
12	Personal health is impacted by family, community, national, and international efforts to prevent and control diseases and health conditions.	2.1.12.C.1 Predict diseases and health conditions that may occur during one's lifespan and speculate on potential prevention and treatment strategies. 2.1.12.C.2 Develop strategies that will impact local, state, national, and international public health efforts to prevent and control diseases and health conditions. 2.1.12.C.3 Determine the emotional, social, and financial impact of mental illness on the family, community, and state. 2.1.12.C.4 Relate advances in medicine and technology to the diagnosis and treatment of mental illness.

Content Area		Comprehensive Health and Physical Education	
Standard	2.1 Wellness: ALL STUDENTS WILL ACQUIRE HEALTH PROMOTION CONCEPTS AND SKILLS TO SUPPORT A HEALTHY, ACTIVE LIFESTYLE.		
Strand	D. Safety		
By the end of grade	Content Statement	CPI #	Cumulative Progress Indicator (CPI)
P	Developing an awareness of potential hazards in the environment impacts personal health and safety.	2.1.P.D.1	Use safe practices indoors and out (e.g., wear bike helmets, walk in the classroom, understand how to participate in emergency drills, and understand why car seats and seat belts are used).
		2.1.P.D.2	Develop an awareness of warning symbols and their meaning (e.g., red light, stop sign, poison symbol, etc.).
		2.1.P.D.3	Identify community helpers who assist in maintaining a safe environment.
		2.1.P.D.4	Know how to dial 911 for help.
2	Using personal safety strategies reduces the number of injuries to self and others.	2.1.2.D.1	Identify ways to prevent injuries at home, school, and in the community (e.g., fire safety, poison safety, accident prevention).
		2.1.2.D.2	Differentiate among the characteristics of strangers, acquaintances, and trusted adults and describe safe and appropriate behaviors/touches.
		2.1.2.D.3	Identify procedures associated with pedestrian, bicycle, and traffic safety.
4	Identifying unsafe situations and choosing appropriate ways to reduce or eliminate risks contributes to the safety of self and others.	2.1.4.D.1	Determine the characteristics of safe and unsafe situations and develop strategies to reduce the risk of injuries at home, school, and in the community (e.g., fire safety, poison safety, accident prevention).
		2.1.4.D.2	Summarize the various forms of abuse and ways to get help.
		2.1.4.D.3	Examine the impact of unsafe behaviors when traveling in vehicles, as a pedestrian, and when using other modes of transportation.
		2.1.4.D.4	Demonstrate simple first-aid procedures for choking, bleeding, burns, and poisoning.
6	Applying first-aid procedures can minimize injury and save lives.	2.1.6.D.1	Summarize the common causes of intentional and unintentional injuries in adolescents and related prevention strategies.
		2.1.6.D.2	Explain what to do if abuse is suspected or occurs.
		2.1.6.D.3	Summarize the components of the traffic safety system and explain how people contribute to making the system effective.
		2.1.6.D.4	Assess when to use basic first-aid procedures.

By the end of grade	Content Statement	CPI #	Cumulative Progress Indicator (CPI)
8	Evaluating the potential for injury prior to engaging in unhealthy/risky behaviors impacts choices.	2.1.8.D.1	Assess the degree of risk in a variety of situations and identify strategies to reduce intentional and unintentional injuries to self and others.
		2.1.8.D.2	Describe effective personal protection strategies used in public places and what to do when one's safety is compromised.
		2.1.8.D.3	Analyze the causes and the consequences of noncompliance with the traffic safety system.
	Applying first-aid procedures can minimize injury and save lives.	2.1.8.D.4	Demonstrate first-aid procedures, including victim and situation assessment, Basic Life Support, and the care of head trauma, bleeding and wounds, burns, fractures, shock, and poisoning.
		2.1.12.D.1	Determine the causes and outcomes of intentional and unintentional injuries in adolescents and young adults and propose prevention strategies.
		2.1.12.D.2	Explain ways to protect against abuse and all forms of assault and what to do if assaulted.
2.1.12.D.3		Analyze the relationship between alcohol and drug use and the incidence of motor vehicle crashes.	
2.1.12.D.4		Develop a rationale to persuade peers to comply with traffic safety laws and avoid driving distracters.	
2.1.12.D.5		Summarize New Jersey motor vehicle laws and regulations and determine their impact on health and safety (e.g., organ/tissue donation, seatbelt use, and the use of hand-held devices).	
12	Applying first-aid procedures can minimize injury and save lives.	2.1.12.D.6	Demonstrate first-aid procedures, including Basic Life Support and automatic external defibrillation, caring for head trauma, bone and joint emergencies, caring for cold and heat injuries, and responding to medical emergencies.

Comprehensive Health and Physical Education		Cumulative Progress Indicator (CPI)	
Content Area	2.1 Wellness: All students will acquire health promotion concepts and skills to support a healthy, active lifestyle.	CPI #	
Standard	E. Social and Emotional Health		
Strand	Content Statement		
2	Many factors at home, school, and in the community impact social and emotional health.	2.1.2.E.1	Identify basic social and emotional needs of all people.
		2.1.2.E.2	Determine possible causes of conflict between people and appropriate ways to prevent and resolve them.
		2.1.2.E.3	Explain healthy ways of coping with common stressful situations experienced by children.
4	Many factors at home, school, and in the community impact social and emotional health.	2.1.4.E.1	Compare and contrast how individuals and families attempt to address basic human needs.
		2.1.4.E.2	Distinguish among violence, harassment, gang violence, discrimination, and bullying and demonstrate strategies to prevent and resolve these types of conflicts.
		2.1.4.E.3	Determine ways to cope with rejection, loss, and separation.
		2.1.4.E.4	Summarize the causes of stress and explain ways to deal with stressful situations.
6	Social and emotional development impacts all components of wellness. Respect and acceptance for individuals regardless of gender, sexual orientation, disability, ethnicity, socioeconomic background, religion, and/or culture provide a foundation for the prevention and resolution of conflict.	2.1.6.E.1	Examine how personal assets and protective factors support healthy social and emotional development.
		2.1.6.E.2	Make recommendations to resolve incidences of school and community conflict, violence, harassment, gang violence, discrimination, and bullying.
		2.1.6.E.3	Compare and contrast ways that individuals, families, and communities cope with change, crisis, rejection, loss, and separation.
8	Social and emotional development impacts all components of wellness. Respect and acceptance for individuals regardless of gender, sexual orientation, disability, ethnicity, socioeconomic background, religion, and/or culture provide a foundation for the prevention and resolution of conflict.	2.1.8.E.1	Analyze how personal assets, resiliency, and protective factors support healthy social and emotional health.
		2.1.8.E.2	Determine the effectiveness of existing home, school, and community efforts to address social and emotional health and prevent conflict.
		2.1.8.E.3	Explain how culture influences the ways families and groups cope with crisis and change.
12	Respect and acceptance for individuals regardless of gender, sexual orientation, disability, ethnicity, socioeconomic background, religion, and/or culture provide a foundation for the prevention and resolution of conflict.	2.1.8.E.4	Compare and contrast stress management strategies that are used to address various types of stress-induced situations.
		2.1.12.E.1	Predict the short- and long-term consequences of unresolved conflicts.
		2.1.12.E.2	Analyze how new technologies may positively or negatively impact the incidence of conflict or crisis.

conflict.	Stress management skills impact an individual's ability to cope with different types of emotional situations.	
	2.1.12.E.3	Examine how a family might cope with crisis or change and suggest ways to restore family balance and function.
	2.1.12.E.4	Develop a personal stress management plan to improve/maintain wellness.

Content Area		Comprehensive Health and Physical Education	
Standard		2.2 Integrated Skills: All students will develop and use personal and interpersonal skills to support a healthy, active lifestyle.	
Strand		A. Interpersonal Communication	
By the end of grade	Content Statement	CPI #	Cumulative Progress Indicator (CPI)
2	Effective communication may be a determining factor in the outcome of health- and safety-related situations.	2.2.2.A.1	Express needs, wants, and feelings in health- and safety-related situations.
4	Effective communication may be a determining factor in the outcome of health- and safety-related situations.	2.2.4.A.1	Demonstrate effective interpersonal communication in health- and safety-related situations.
	Effective communication is the basis for strengthening interpersonal interactions and relationships and resolving conflicts.	2.2.4.A.2	Demonstrate effective interpersonal communication when responding to disagreements or conflicts with others.
6	Effective communication may be a determining factor in the outcome of health- and safety-related situations.	2.2.6.A.1	Demonstrate verbal and nonverbal interpersonal communication in various settings that impact the health of oneself and others.
	Effective communication is the basis for strengthening interpersonal interactions and relationships and resolving conflicts.	2.2.6.A.2	Demonstrate use of refusal, negotiation, and assertiveness skills in different situations.
8	Effective interpersonal communication encompasses respect and acceptance for individuals regardless of gender, sexual orientation, disability, ethnicity, socioeconomic background, religion, and/or culture.	2.2.8.A.1	Compare and contrast verbal and nonverbal interpersonal communication strategies in a variety of settings and cultures in different situations.
	Effective communication is the basis for strengthening interpersonal interactions and relationships and resolving conflicts.	2.2.8.A.2	Demonstrate the use of refusal, negotiation, and assertiveness skills when responding to peer pressure, disagreements, or conflicts.
12	Effective interpersonal communication encompasses respect and acceptance for individuals regardless of gender, sexual orientation, disability, ethnicity, socioeconomic background, religion, and/or culture.	2.2.12.A.1	Employ skills for communicating with family, peers, and people from other backgrounds and cultures that may impact the health of oneself and others.
	Effective communication is the basis for strengthening interpersonal interactions and relationships and resolving conflicts.	2.2.12.A.2	Demonstrate strategies to prevent, manage, or resolve interpersonal conflicts.
	Technology increases the capacity of individuals to communicate in multiple and diverse ways.	2.2.12.A.3	Analyze the impact of technology on interpersonal communication in supporting wellness and a healthy lifestyle.

Content Area		Comprehensive Health and Physical Education	
Standard	2.2 Integrated Skills: All students will develop and use personal and interpersonal skills to support a healthy, active lifestyle.		
Strand	B. Decision-Making and Goal Setting		
By the end of grade	Content Statement	CPI #	Cumulative Progress Indicator (CPI)
2	Effective decision-making skills foster healthier lifestyle choices.	2.2.2.B.1 2.2.2.B.2 2.2.2.B.3	Explain what a decision is and why it is advantageous to think before acting. Relate decision-making by self and others to one's health. Determine ways parents, peers, technology, culture, and the media influence health decisions.
4	Many health-related situations require the application of a thoughtful decision-making process.	2.2.2.B.4 2.2.4.B.1 2.2.4.B.2	Select a personal health goal and explain why setting a goal is important. Use the decision-making process when addressing health-related issues. Differentiate between situations when a health-related decision should be made independently or with the help of others.
6	Every health-related decision has short- and long-term consequences and affects the ability to reach health goals.	2.2.4.B.3 2.2.4.B.4 2.2.6.B.1 2.2.6.B.2	Determine how family, peers, technology, culture, and the media influence thoughts, feelings, health decisions, and behaviors Develop a personal health goal and track progress. Use effective decision-making strategies. Predict how the outcome(s) of a health-related decision may differ if an alternative decision is made by self or others.
8	Every health-related decision has short- and long-term consequences and affects the ability to reach health goals.	2.2.6.B.3 2.2.6.B.4 2.2.8.B.1 2.2.8.B.2 2.2.8.B.3	Determine how conflicting interests may influence one's decisions. Apply personal health data and information to support achievement of one's short- and long-term health goals. Predict social situations that may require the use of decision-making skills. Justify when individual or collaborative decision-making is appropriate. Analyze factors that support or hinder the achievement of personal health goals during different life stages.
12	Developing and implementing an effective personal wellness plan contributes to healthy decision-making over one's lifetime.	2.2.12.B.1 2.2.12.B.2	Predict the short- and long-term consequences of good and poor decision-making on oneself, friends, family, and others. Evaluate the impact of individual and family needs on the development of a personal wellness plan and address identified barriers.

Content Area		Comprehensive Health and Physical Education	
Standard		2.2 Integrated Skills: All students will develop and use personal and interpersonal skills to support a healthy, active lifestyle.	
Strand		C. Character Development	
By the end of grade	Content Statement	CPI #	Cumulative Progress Indicator (CPI)
2	Character traits are often evident in behaviors exhibited by individuals when interacting with others.	2.2.2.C.1	Explain the meaning of character and how it is reflected in the thoughts, feelings, and actions of oneself and others.
		2.2.2.C.2	Identify types of disabilities and demonstrate appropriate behavior when interacting with people with disabilities.
		2.2.4.C.1	Determine how an individual's character develops over time and impacts personal health.
4	Personal core ethical values impact the health of oneself and others. Character building is influenced by many factors both positive and negative, such as acceptance, discrimination, bullying, abuse, sportsmanship, support, disrespect, and violence.	2.2.4.C.2	Explain why core ethical values (such as respect, empathy, civic mindedness, and good citizenship) are important in the local and world community.
		2.2.4.C.3	Determine how attitudes and assumptions toward individuals with disabilities may negatively or positively impact them.
		2.2.6.C.1	Explain how character and core ethical values can be useful in addressing challenging situations.
6	Personal core ethical values impact the behavior of oneself and others. Character building is influenced by many factors both positive and negative, such as acceptance, discrimination, bullying, abuse, sportsmanship, support, disrespect, and violence.	2.2.6.C.2	Predict situations that may challenge an individual's core ethical values.
		2.2.6.C.3	Develop ways to proactively include peers with disabilities at home, at school, and in community activities.
		2.2.8.C.1	Analyze strategies to enhance character development in individual, group, and team activities.
8	Working together toward common goals with individuals of different abilities and from different backgrounds develops and reinforces core ethical values. Rules, regulations, and policies regarding behavior provide a common framework that supports a safe, welcoming environment.	2.2.8.C.2	Analyze to what extent various cultures have responded effectively to individuals with disabilities.
		2.2.8.C.3	Hypothesize reasons for personal and group adherence, or lack of adherence, to codes of conduct at home, locally, and in the worldwide community.
		2.2.12.C.1	Analyze the impact of competition on personal character development.
12	Individual and/or group pressure to be successful in competitive activities can result in a positive or negative impact. Core ethical values impact behaviors that influence the health and safety of people everywhere.	2.2.12.C.2	Judge how individual or group adherence, or lack of adherence, to core ethical values impacts the local, state, national, and worldwide community.
		2.2.12.C.3	Analyze current issues facing the disability community and make recommendations to address those issues.

Comprehensive Health and Physical Education			
2.2 Integrated Skills: All students will develop and use personal and interpersonal skills to support a healthy, active lifestyle.			
D. Advocacy and Service			
Content Area	Cumulative Progress Indicator (CPI)		
By the end of grade	Content Statement		
Standard	CPI #		
Strand			
2	Service projects provide an opportunity to have a positive impact on the lives of self and others.	2.2.2.D.1	Determine the benefits for oneself and others of participating in a class or school service activity.
4	Service projects provide an opportunity to have a positive impact on the lives of self and others.	2.2.4.D.1	Explain the impact of participation in different kinds of service projects on community wellness.
6	Participation in social and health- or service-organization initiatives have a positive social impact.	2.2.6.D.1	Appraise the goals of various community or service-organization initiatives to determine opportunities for volunteer service.
		2.2.6.D.2	Develop a position about a health issue in order to inform peers.
8	Effective advocacy for a health or social issue is based on communicating accurate and reliable research about the issue and developing and implementing strategies to motivate others to address the issue.	2.2.8.D.1	Plan and implement volunteer activities to benefit a local, state, national, or world health initiative.
		2.2.8.D.2	Defend a position on a health or social issue to activate community awareness and responsiveness.
12	Effective advocacy for a health or social issue is based on communicating accurate and reliable research about the issue and developing and implementing strategies to motivate others to address the issue.	2.2.12.D.1	Plan and implement an advocacy strategy to stimulate action on a state, national, or global health issue, including but not limited to, organ/tissue donation.

Content Area		Comprehensive Health and Physical Education	
Standard	2.2 Integrated Skills: All students will develop and use personal and interpersonal skills to support a healthy, active lifestyle.		
Strand	E. Health Services and Information		
By the end of grade	Content Statement	CPI #	Cumulative Progress Indicator (CPI)
P	Developing an awareness of potential hazards in the environment impacts personal health and safety.	2.2.P.E.1	Identify community helpers who assist in maintaining a safe environment.
2	Knowing how to locate health professionals in the home, at school, and in the community assists in addressing health emergencies and obtaining reliable information.	2.2.2.E.1	Determine where to access home, school, and community health professionals.
4	Communicating health needs to trusted adults and professionals assists in the prevention, early detection, and treatment of health problems.	2.2.4.E.1	Identify health services and resources provided in the school and community and determine how each assists in addressing health needs and emergencies.
		2.2.4.E.2	Explain when and how to seek help when experiencing a health problem.
6	Health literacy includes the ability to compare and evaluate health resources.	2.2.6.E.1	Determine the validity and reliability of different types of health resources.
	Communicating health needs to trusted adults and professionals assists in the prevention, early detection, and treatment of health problems.	2.2.6.E.2	Distinguish health issues that warrant support from trusted adults or health professionals.
8	Potential solutions to health issues are dependent on health literacy and available resources.	2.2.8.E.1	Evaluate various health products, services, and resources from different sources, including the Internet.
	Communicating health needs to trusted adults and professionals assists in the prevention, early detection, and treatment of health problems.	2.2.8.E.2	Compare and contrast situations that require support from trusted adults or health professionals.
12	Potential solutions to health issues are dependent on health literacy and available resources.	2.2.12.E.1	Analyze a variety of health products and services based on cost, availability, accessibility, benefits, and accreditation.
	Affordability and accessibility of healthcare impacts the prevention, early detection, and treatment of health problems.	2.2.12.E.2	Determine the effect of accessibility and affordability of healthcare on family, community, and global health.

Comprehensive Health and Physical Education		Cumulative Progress Indicator (CPI)	
Content Area Standard	2.3 Drugs and Medicines: All students will acquire knowledge about alcohol, tobacco, other drugs, and medicines and apply these concepts to support a healthy, active lifestyle.	CPI #	
Strand	A. Medicines		
By the end of grade	Content Statement		
2	Medicines come in a variety of forms (prescription medicines, over-the-counter medicines, medicinal supplements), are used for numerous reasons, and should be taken as directed in order to be safe and effective.	2.3.2.A.1 2.3.2.A.2	Explain what medicines are and when some types of medicines are used. Explain why medicines should be administered as directed.
4	Medicines come in a variety of forms (prescription medicines, over-the-counter medicines, medicinal supplements), are used for numerous reasons, and should be taken as directed in order to be safe and effective.	2.3.4.A.1 2.3.4.A.2	Distinguish between over-the-counter and prescription medicines. Determine possible side effects of common types of medicines.
6	Medicines come in a variety of forms (prescription medicines, over-the-counter medicines, medicinal supplements), are used for numerous reasons, and should be taken as directed in order to be safe and effective.	2.3.6.A.1	Compare and contrast short- and long-term effects and the potential for abuse of commonly used over-the-counter and prescription medicines and herbal and medicinal supplements.
8	Medicines come in a variety of forms (prescription medicines, over-the-counter medicines, medicinal supplements), are used for numerous reasons, and should be taken as directed in order to be safe and effective.	2.3.6.A.2 2.3.8.A.1 2.3.8.A.2	Compare information found on over-the-counter and prescription medicines. Explain why the therapeutic effects and potential risks of commonly used over-the-counter medicines, prescription drugs, and herbal and medicinal supplements vary in different individuals. Compare and contrast adolescent and adult abuse of prescription and over-the-counter medicines and the consequences of such abuse.
12	Medicines come in a variety of forms (prescription medicines, over-the-counter medicines, medicinal supplements), are used for numerous reasons, and should be taken as directed in order to be safe and effective.	2.3.12.A.1 2.3.12.A.2 2.3.12.A.3	Determine the potential risks and benefits of the use of new or experimental medicines and herbal and medicinal supplements. Summarize the criteria for evaluating the effectiveness of a medicine. Relate personal abuse of prescription and over-the-counter medicines to wellness.

Comprehensive Health and Physical Education		Cumulative Progress Indicator (CPI)	
Content Area	2.3 Drugs and Medicines: All students will acquire knowledge about alcohol, tobacco, other drugs, and medicines and apply these concepts to support a healthy, active lifestyle.	CPI #	
Strand	B. Alcohol, Tobacco, and Other Drugs		
By the end of grade	Content Statement		
2	Use of drugs in unsafe ways is dangerous and harmful.	2.3.2.B.1	Identify ways that drugs can be abused.
		2.3.2.B.2	Explain effects of tobacco use on personal hygiene, health, and safety.
		2.3.2.B.3	Explain why tobacco smoke is harmful to nonsmokers.
		2.3.2.B.4	Identify products that contain alcohol.
		2.3.2.B.5	List substances that should never be inhaled and explain why.
4	Use of drugs in unsafe ways is dangerous and harmful.	2.3.4.B.1	Explain why it is illegal to use or possess certain drugs/substances and the possible consequences.
		2.3.4.B.2	Compare the short- and long-term physical effects of all types of tobacco use.
		2.3.4.B.3	Identify specific environments where second-hand/passive smoke may impact the wellness of nonsmokers.
		2.3.4.B.4	Summarize the short- and long-term physical and behavioral effects of alcohol use and abuse.
		2.3.4.B.5	Identify the short- and long-term physical effects of inhaling certain substances.
6	There is a strong relationship between individuals who abuse drugs and increased intentional and unintentional health-risk behaviors.	2.3.6.B.1	Explain the system of drug classification and why it is useful in preventing substance abuse.
		2.3.6.B.2	Relate tobacco use and the incidence of disease.
		2.3.6.B.3	Compare the effect of laws, policies, and procedures on smokers and nonsmokers.
		2.3.6.B.4	Determine the impact of the use and abuse of alcohol on the incidence of illness, injuries, and disease, the increase of risky health behaviors, and the likelihood of harm to one's health.
		2.3.6.B.5	Determine situations where the use of alcohol and other drugs influence decision-making and can place one at risk.
		2.3.6.B.6	Summarize the signs and symptoms of inhalant abuse.
		2.3.6.B.7	Analyze the relationship between injected drug use and diseases such as HIV/AIDS and hepatitis.

By the end of grade	Content Statement	CPI #	Cumulative Progress Indicator (CPI)
8	There is a strong relationship between individuals who abuse drugs and increased intentional and unintentional health-risk behaviors.	2.3.8.B.1 2.3.8.B.2 2.3.8.B.3 2.3.8.B.4 2.3.8.B.5	Compare and contrast the physical and behavioral effects of commonly abused substances by adolescents. Predict the legal and financial consequences of the use, sale, and possession of illegal substances. Analyze the effects of all types of tobacco use on the aging process. Compare and contrast smoking laws in New Jersey with other states and countries. Explain the impact of alcohol and other drugs on those areas of the brain that control vision, sleep, coordination, and reaction time and the related impairment of behavior, judgment, and memory.
12	There are immediate and long-term consequences of risky behavior associated with substance abuse.	2.3.8.B.6 2.3.8.B.7 2.3.8.B.8 2.3.12.B.1 2.3.12.B.2 2.3.12.B.3 2.3.12.B.4 2.3.12.B.5	Relate the use of alcohol and other drugs to decision-making and risk for sexual assault, pregnancy, and STIs. Explain the impact of inhalant use and abuse on social, emotional, mental, and physical wellness. Analyze health risks associated with injected drug use. Compare and contrast the incidence and impact of commonly abused substances (such as tobacco, alcohol, marijuana, inhalants, anabolic steroids, and other drugs) on individuals and communities in the United States and other countries. Debate the various legal and financial consequences of the use, sale, and possession of illegal substances. Correlate increased alcohol use with challenges that may occur at various life stages. Correlate the use of alcohol and other drugs with incidences of date rape, sexual assault, STIs, and unintended pregnancy. Relate injected drug use to the incidence of diseases such as HIV/AIDS and hepatitis.

Content Area		Comprehensive Health and Physical Education	
Standard	2.3 Drugs and Medicines: All students will acquire knowledge about alcohol, tobacco, other drugs, and medicines and apply these concepts to support a healthy, active lifestyle.	C. Dependency/Addiction and Treatment	
Strand	Content Statement	CPI #	Cumulative Progress Indicator (CPI)
2	Substance abuse is caused by a variety of factors.	2.3.2.C.1	Recognize that some people may have difficulty controlling their use of alcohol, tobacco, and other drugs.
	There are many ways to obtain help for treatment of alcohol, tobacco, and other substance abuse problems.	2.3.2.C.2	Explain that people who abuse alcohol, tobacco, and other drugs can get help.
	Substance abuse is caused by a variety of factors.	2.3.4.C.1 2.3.4.C.2 2.3.4.C.3	Identify signs that a person might have an alcohol, tobacco, and/or drug use problem. Differentiate between drug use, abuse, and misuse. Determine how advertising, peer pressure, and home environment influence children and teenagers to experiment with alcohol, tobacco, and other drugs.
6	Substance abuse is caused by a variety of factors.	2.3.6.C.1	Summarize the signs and symptoms of a substance abuse problem and the stages that lead to dependency/addiction.
		2.3.6.C.2	Explain how wellness is affected during the stages of drug dependency/addiction.
		2.3.6.C.3	Determine the extent to which various factors contribute to the use and abuse of alcohol, tobacco, and other drugs by adolescents, such as peer pressure, low self-esteem, genetics, and poor role models.
8	There are many ways to obtain help for treatment of alcohol, tobacco, and other substance abuse problems.	2.3.6.C.4	Determine effective strategies to stop using alcohol, tobacco and other drugs, and that support the ability to remain drug-free.
	Substance abuse is caused by a variety of factors.	2.3.8.C.1	Compare and contrast theories about dependency/addiction (such as genetic predisposition, gender-related predisposition, and multiple risks) and provide recommendations that support a drug free life.
	The ability to interrupt a drug dependency/addiction typically requires outside intervention, a strong personal commitment, treatment, and the support of family, friends, and others.	2.3.8.C.2	Summarize intervention strategies that assist family and friends to cope with the impact of substance abuse.
12	The ability to interrupt a drug dependency/addiction typically requires outside intervention, a strong personal commitment, treatment, and the support of family, friends, and others.	2.3.12.C.1	Correlate duration of drug abuse to the incidence of drug-related injury, illness, and death.
		2.3.12.C.2	Analyze the effectiveness of various strategies that support an individual's ability to stop abusing drugs and remain drug-free.
	Substance abuse impacts individuals from all cultural and socioeconomic backgrounds.	2.3.12.C.3	Predict the societal impact of substance abuse on the individual, family, and community.

Comprehensive Health and Physical Education	
Content Area	2.4 Human Relationships and Sexuality: All students will acquire knowledge about the physical, emotional, and social aspects of human relationships and sexuality and apply these concepts to support a healthy, active lifestyle.
Standard	A. Relationships
Strand	
By the end of grade	Content Statement
	Cumulative Progress Indicator (CPI)
2	<p>The family unit encompasses the diversity of family forms in contemporary society.</p> <p>2.4.2.A.1 Compare and contrast different kinds of families locally and globally.</p> <p>2.4.2.A.2 Distinguish the roles and responsibilities of different family members.</p> <p>2.4.2.A.3 Determine the factors that contribute to healthy relationships.</p>
4	<p>The family unit encompasses the diversity of family forms in contemporary society.</p> <p>2.4.4.A.1 Explain how families typically share common values; provide love and emotional support, and set boundaries and limits.</p> <p>2.4.4.A.2 Explain why healthy relationships are fostered in some families and not in others.</p>
6	<p>Healthy relationships require a mutual commitment.</p> <p>2.4.6.A.1 Compare and contrast how families may change over time.</p> <p>2.4.6.A.2 Analyze the characteristics of healthy friendships and other relationships.</p> <p>2.4.6.A.3 Examine the types of relationships adolescents may experience.</p> <p>2.4.6.A.4 Demonstrate successful resolution of a problem(s) among friends and in other relationships.</p>
8	<p>The values acquired from family, culture, personal experiences, and friends impact all types of relationships.</p> <p>2.4.8.A.1 Compare and contrast the role of dating and dating behaviors in adolescence.</p> <p>2.4.8.A.1 Predict how changes within a family can impact family members.</p> <p>2.4.8.A.2 Explain how the family unit impacts character development.</p> <p>2.4.8.A.3 Explain when the services of professionals are needed to intervene in relationships.</p> <p>2.4.8.A.4 Differentiate between affection, love, commitment, and sexual attraction.</p> <p>2.4.8.A.5 Determine when a relationship is unhealthy and explain effective strategies to end the relationship.</p> <p>2.4.8.A.6 Develop acceptable criteria for safe dating situations, such as dating in groups, setting limits, or only dating someone of the same age.</p>
12	<p>Individuals in healthy relationships share thoughts and feelings, have fun together, develop mutual respect, share responsibilities and goals, and provide emotional security for one another. G</p> <p>2.4.12.A.1 Compare and contrast how family structures, values, rituals, and traditions meet basic human needs worldwide.</p> <p>2.4.12.A.2 Compare and contrast the current and historical role of life commitments, such as marriage.</p> <p>2.4.12.A.3 Analyze how personal independence, past experience, and social responsibility influence the choice of friends in high school and young adulthood.</p> <p>2.4.12.A.4 Predict how relationships may evolve over time, focusing on changes in friendships, family, dating relationships, and lifetime commitments such as marriage.</p> <p>2.4.12.A.5 Determine effective prevention and intervention strategies to address domestic or dating violence (e.g., rules of consent).</p> <p>2.4.12.A.6 Analyze how various technologies impact the development and maintenance of local and global interpersonal relationships.</p>

Content Area		Comprehensive Health and Physical Education	
Standard		2.4 Human Relationships and Sexuality: All students will acquire knowledge about the physical, emotional, and social aspects of human relationships and sexuality and apply these concepts to support a healthy, active lifestyle.	
Strand		B. Sexuality	
By the end of grade	Content Statement	CPI #	Cumulative Progress Indicator (CPI)
2	Gender-specific similarities and differences exist between males and females.	2.4.2.B.1	Compare and contrast the physical differences and similarities of the genders.
4	Puberty is the period of sexual development, determined primarily by heredity, in which the body becomes physically able to produce children.	2.4.4.B.1	Differentiate the physical, social, and emotional changes occurring at puberty and explain why puberty begins and ends at different ages.
6	Most significant physical, emotional, and mental growth changes occur during adolescence, but not necessarily at the same rates. Responsible actions regarding sexual behavior impact the health of oneself and others.	2.4.6.B.1 2.4.6.B.2 2.4.6.B.3 2.4.6.B.4	Compare growth patterns of males and females during adolescence. Summarize strategies to remain abstinent and resist pressures to become sexually active. Determine behaviors that place one at risk for HIV/AIDS, STIs, HPV, or unintended pregnancy. Predict the possible physical, social, and emotional impacts of adolescent decisions regarding sexual behavior.
8	Personal lifestyle habits and genetics influence sexual development as well as overall growth patterns. Responsible actions regarding sexual behavior impact the health of oneself and others. Discussion of topics regarding sexuality requires a safe, supportive environment where sensitivity and respect is shown toward all. Early detection strategies assist in the prevention and treatment of illness or disease.	2.4.8.B.1 2.4.8.B.2 2.4.8.B.3 2.4.8.B.4 2.4.8.B.5 2.4.8.B.6	Analyze the influence of hormones, nutrition, the environment, and heredity on the physical, social, and emotional changes that occur during puberty. Determine the benefits of sexual abstinence and develop strategies to resist pressures to become sexually active. Compare and contrast methods of contraception used by adolescents and factors that may influence their use. Relate certain behaviors to placing one at greater risk for HIV/AIDS, STIs, and unintended pregnancy. Discuss topics regarding gender identity, sexual orientation, and cultural stereotyping. Explain the importance of practicing routine healthcare procedures such as breast self-examination, testicular examinations, and HPV vaccine.

By the end of grade	Content Statement	CPI #	Cumulative Progress Indicator (CPI)
12	The decision to become sexually active affects one's physical, social, and emotional health. Responsible actions regarding sexual behavior impact the health of oneself and others.	2.4.12.B.1	Predict the possible long-term effects of adolescent sex on future education, on career plans, and on the various dimensions of wellness.
		2.4.12.B.2	Evaluate information that supports abstinence from sexual activity using reliable research data.
		2.4.12.B.3	Analyze factors that influence the choice, use, and effectiveness of contraception, including risk-reduction and risk-elimination strategies.
	Discussion of topics regarding sexuality requires a safe, supportive environment where sensitivity and respect is shown toward all.	2.4.12.B.4	Compare and contrast attitudes and beliefs about gender identity, sexual orientation, and gender equity across cultures.
	Early detection strategies and regular physical exams assist in the prevention and treatment of illness or disease.	2.4.12.B.5	Relate preventative healthcare strategies of male/female reproductive systems to the prevention and treatment of disease (e.g., breast/testicular exams, Pap smear, HPV vaccine).

Content Area		Comprehensive Health and Physical Education	
Standard	2.4 Human Relationships and Sexuality: All students will acquire knowledge about the physical, emotional, and social aspects of human relationships and sexuality and apply these concepts to support a healthy, active lifestyle.		
Strand		C. Pregnancy and Parenting	
By the end of grade	Content Statement	CPI #	Cumulative Progress Indicator (CPI)
2	The health of the birth mother impacts the development of the fetus.	2.4.2.C.1	Explain the factors that contribute to a mother having a healthy baby.
4	Knowing the physiological process of how pregnancy occurs as well as development of the fetus leading to childbirth contribute to a greater understanding of how and why a healthy environment should be provided for the pregnant mother.	2.4.4.C.1	Explain the process of fertilization and how cells divide to create an embryo/fetus that grows and develops during pregnancy.
6	The health of the birth mother impacts the development of the fetus.	2.4.4.C.2	Relate the health of the birth mother to the development of a healthy fetus.
	Knowing the physiological process of how pregnancy occurs as well as development of the fetus leading to child birth contribute to a greater understanding of how and why a healthy environment should be provided for the pregnant mother.	2.4.6.C.1	Summarize the sequence of fertilization, embryonic growth, and fetal development during pregnancy.
		2.4.6.C.2	Identify the signs and symptoms of pregnancy.
		2.4.6.C.3	Identify prenatal practices that support a healthy pregnancy.
8	Adolescent parents may have difficulty adjusting to emotional and financial responsibilities of parenthood.	2.4.6.C.4	Predict challenges that may be faced by adolescent parents and their families.
	Pregnancy, childbirth, and parenthood are significant events that cause numerous changes in one's life and the lives of others.	2.4.8.C.1	Summarize the signs and symptoms of pregnancy and the methods available to confirm pregnancy.
		2.4.8.C.2	Distinguish physical, social, and emotional changes that occur during each stage of pregnancy, including the stages of labor and childbirth and the adjustment period following birth.
		2.4.8.C.3	Determine effective strategies and resources to assist with parenting.
		2.4.8.C.4	Predict short- and long-term impacts of teen pregnancy.
	2.4.8.C.5	Correlate prenatal care with the prevention of complications that may occur during pregnancy and childbirth.	

By the end of grade	Content Statement	CPI #	Cumulative Progress Indicator (CPI)
12	Pregnancy, childbirth, and parenthood are significant events that cause numerous changes in one's life and the lives of others.	2.4.12.C.1	Compare embryonic growth and fetal development in single and multiple pregnancies, including the incidence of complications and infant mortality.
		2.4.12.C.2	Analyze the relationship of an individual's lifestyle choices during pregnancy and the incidence of fetal alcohol syndrome, sudden infant death syndrome, low birth weight, premature birth, and other disabilities.
		2.4.12.C.3	Evaluate the methods and resources available to confirm pregnancy.
		2.4.12.C.4	Determine the impact of physical, social, emotional, cultural, religious, ethical, and legal issues on elective pregnancy termination.
		2.4.12.C.5	Evaluate parenting strategies used at various stages of child development based on valid sources of information.
		2.4.12.C.6	Compare the legal rights and responsibilities of adolescents with those of adults regarding pregnancy, abortion, and parenting.
		2.4.12.C.7	Analyze factors that affect the decision to become a parent.

Content Area		Comprehensive Health and Physical Education	
Standard		2.5 Motor Skill Development: All students will utilize safe, efficient, and effective movement to develop and maintain a healthy, active lifestyle.	
Strand		A. Movement Skills and Concepts	
By the end of grade	Content Statement	CPI #	Cumulative Progress Indicator (CPI)
P	Developing competence and confidence in gross and fine motor skills provides a foundation for participation in physical activities.	2.5.P.A.1	Develop and refine gross motor skills (e.g., hopping, galloping, jumping, running, and marching).
		2.5.P.A.2	Develop and refine fine motor skills (e.g., completes gradually more complex puzzles, uses smaller-sized manipulatives during play, and uses a variety of writing instruments in a conventional manner).
		2.5.P.A.3	Use objects and props to develop spatial and coordination skills (e.g., throws and catches balls and Frisbees, twirls a hula-hoop about the hips, walks a balance beam, laces different sized beads, and buttons and unbuttons).
2	Understanding of fundamental concepts related to effective execution of actions provides the foundation for participation in games, sports, dance, and recreational activities.	2.5.2.A.1	Explain and perform movement skills with developmentally appropriate control in isolated settings (i.e., skill practice) and applied settings (i.e., games, sports, dance, and recreational activities).
		2.5.2.A.2	Demonstrate changes in time, force, and flow while moving in personal and general space at different levels, directions, ranges, and pathways.
		2.5.2.A.3	Respond in movement to changes in tempo, beat, rhythm, or musical style.
4	Understanding of fundamental concepts related to effective execution of actions provides the foundation for participation in games, sports, dance, and recreational activities.	2.5.2.A.4	Correct movement errors in response to feedback.
		2.5.4.A.1	Explain and perform essential elements of movement skills in both isolated settings (i.e., skill practice) and applied settings (i.e., games, sports, dance, and recreational activities).
		2.5.4.A.2	Use body management skills and demonstrate control when moving in relation to others, objects, and boundaries in personal and general space.
		2.5.4.A.3	Explain and demonstrate movement sequences, individually and with others, in response to various tempos, rhythms, and musical styles.
	Ongoing feedback impacts improvement and effectiveness of movement actions.	2.5.4.A.4	Correct movement errors in response to feedback and explain how the change improves performance.

By the end of grade	Content Statement	CPI #	Cumulative Progress Indicator (CPI)
6	Understanding of fundamental concepts related to effective execution of actions provides the foundation for participation in games, sports, dance, and recreational activities.	2.5.6.A.1	Explain and perform movement skills that combine mechanically correct movement in smooth flowing sequences in isolated settings (i.e., skill practice) and applied settings (i.e., games, sports, dance, and recreational activities).
		2.5.6.A.2	Explain concepts of force and motion and demonstrate control while modifying force, flow, time, space, and relationships in interactive dynamic environments.
		2.5.6.A.3	Create and demonstrate planned movement sequences, individually and with others, based on tempo, beat, rhythm, and music (creative, cultural, social, and fitness dance).
	Performing movement skills effectively is often based on an individual's ability to analyze one's own performance as well as receive constructive feedback from others.	2.5.6.A.4	Use self-evaluation and external feedback to detect and correct errors in one's movement performance.
8	Movement skill performance is primarily impacted by the quality of instruction, practice, assessment, feedback, and effort.	2.5.8.A.1	Explain and demonstrate the transition of movement skills from isolated settings (i.e., skill practice) into applied settings (i.e., games, sports, dance, and recreational activities).
		2.5.8.A.2	Apply the concepts of force and motion (weight transfer, power, speed, agility, range of motion) to impact performance.
		2.5.8.A.3	Create, explain, and demonstrate, as a small group, a planned movement sequence that includes changes in rhythm, tempo, and musical style (creative, cultural, social, and fitness dance).
		2.5.8.A.4	Detect, analyze, and correct errors and apply to refine movement skills.
12	Movement skill performance is primarily impacted by the quality of instruction, practice, assessment, feedback, and effort.	2.5.12.A.1	Explain and demonstrate ways to apply movement skills from one game, sport, dance, or recreational activity to another (e.g., striking skills from/to tennis, badminton, ping pong, racquetball).
		2.5.12.A.2	Analyze application of force and motion (weight transfer, power, speed, agility, range of motion) and modify movement to impact performance.
		2.5.12.A.3	Design and lead a rhythmic activity that includes variations in time, space, force, flow, and relationships (creative, cultural, social, and fitness dance).
		2.5.12.A.4	Critique a movement skill/performance and discuss how each part can be made more interesting, creative, efficient, and effective.

Content Area		Comprehensive Health and Physical Education	
Standard	2.5 Motor Skill Development: All students will utilize safe, efficient, and effective movement to develop and maintain a healthy, active lifestyle.		
Strand	B. Strategy		
By the end of grade	Content Statement	CPI #	Cumulative Progress Indicator (CPI)
2	Teamwork consists of effective communication and other interactions between team members.	2.5.2.B.1 2.5.2.B.2 2.5.2.B.3 2.5.2.B.4	Differentiate when to use competitive and cooperative strategies in games, sports, and other movement activities. Explain the difference between offense and defense. Determine how attitude impacts physical performance. Demonstrate strategies that enable team and group members to achieve goals.
4	Offensive, defensive, and cooperative strategies are applied in most games, sports, and other activity situations.	2.5.4.B.1 2.5.4.B.2	Explain and demonstrate the use of basic offensive and defensive strategies (e.g., player positioning, faking, dodging, creating open areas, and defending space). Acknowledge the contributions of team members and choose appropriate ways to motivate and celebrate accomplishments.
6	There is a relationship between applying effective tactical strategies and achieving individual and team goals when competing in games, sports, and other activity situations.	2.5.6.B.1 2.5.6.B.2	Demonstrate the use of offensive, defensive, and cooperative strategies in individual, dual, team and group activities. Compare and contrast strategies used to impact individual, team and group effectiveness and make modifications for improvement.
8	Individual and team execution in games, sports, and other activity situations is based on the interaction of tactical use of strategies, positive mental attitudes, competent skill levels, and teamwork.	2.5.8.B.1 2.5.8.B.2 2.5.6.B.3	Compare and contrast the use of offensive, defensive, and cooperative strategies in a variety of settings. Assess the effectiveness of specific mental strategies applied to improve performance. Analyze individual and team effectiveness in achieving a goal and make recommendations for improvement.
12	Individual and team execution in games, sports, and other activity situations is based on the interaction of tactical use of strategies, positive mental attitudes, competent skill levels, and teamwork.	2.5.12.B.1 2.5.12.B.2 2.5.12.B.3	Demonstrate and assess tactical understanding by using appropriate and effective offensive, defensive, and cooperative strategies. Apply a variety of mental strategies to improve performance. Analyze factors that influence intrinsic and extrinsic motivation and employ techniques to enhance individual and team effectiveness.

Content Area		Comprehensive Health and Physical Education	
Standard		2.5 Motor Skill Development: All students will utilize safe, efficient, and effective movement to develop and maintain a healthy, active lifestyle.	
Strand		C. Sportsmanship, Rules, and Safety	
By the end of grade	Content Statement	CPI #	Cumulative Progress Indicator (CPI)
2	Practicing appropriate and safe behaviors while participating in and viewing games, sports, and other competitive events contributes to enjoyment of the event.	2.5.2.C.1	Explain what it means to demonstrate good sportsmanship.
		2.5.2.C.2	Demonstrate appropriate behaviors and safety rules and explain how they contribute to moving safely during basic activities.
4	Practicing appropriate and safe behaviors while participating in and viewing games, sports, and other competitive events contributes to enjoyment of the event.	2.5.4.C.1	Summarize the characteristics of good sportsmanship and demonstrate appropriate behavior as both a player and an observer.
		2.5.4.C.2	Apply specific rules and procedures during physical activity and explain how they contribute to a safe active environment.
6	Practicing appropriate and safe behaviors while participating in and viewing games, sports, and other competitive events contributes to enjoyment of the event.	2.5.6.C.1	Compare the roles and responsibilities of players and observers and recommend strategies to enhance sportsmanship-like behavior.
		2.5.6.C.2	Apply rules and procedures for specific games, sports, and other competitive activities and describe how they enhance participation and safety.
8	There is a strong cultural, ethnic, and historical background associated with competitive sports and dance.	2.5.6.C.3	Relate the origin and rules associated with certain games, sports, and dances to different cultures.
		2.5.8.C.1	Assess player behavior for evidence of sportsmanship in individual, small-group, and team activities.
		2.5.8.C.2	Summarize types of equipment, products, procedures, and rules that contribute to the safety of specific individual, small-group, and team activities.
12	Movement activities provide a timeless opportunity to connect with people around the world. Self-initiated behaviors that promote personal and group success include safety practices, adherence to rules, etiquette, cooperation, teamwork, ethical behavior, and positive social interaction.	2.5.8.C.3	Analyze the impact of different world cultures on present-day games, sports, and dance.
		2.5.12.C.1	Analyze the role, responsibilities, and preparation of players, officials, trainers, and other participants and recommend strategies to improve their performance and behavior.
		2.5.12.C.2	Develop rule changes to existing games, sports, and activities that enhance safety and enjoyment.
	Cultural practices regarding physical activity, sports, and games reflect a microcosm of society.	2.5.12.C.3	Determine the current impact of globalization and technology on the development of, participation in, and viewing of games, sports, dance, and other movement activities, and predict future impact.

Content Area		Comprehensive Health and Physical Education	
Standard	2.6 Fitness: All students will apply health-related and skill-related fitness concepts and skills to develop and maintain a healthy, active lifestyle.		
Strand	A. Fitness and Physical Activity		
By the end of grade	Content Statement	CPI #	Cumulative Progress Indicator (CPI)
P	Developing competence and confidence in gross and fine motor skills provides a foundation for participation in physical activities.	2.6.P.A.1	Develop and refine gross motor skills (e.g., hopping, galloping, jumping, running, and marching).
		2.6.P.A.2	Develop and refine fine motor skills (e.g., completes gradually more complex puzzles, uses smaller-sized manipulatives during play, and uses a variety of writing instruments in a conventional manner).
		2.6.2.A.1	Explain the role of regular physical activity in relation to personal health.
2	Appropriate types and amounts of physical activity enhance personal health.	2.6.2.A.2	Explain what it means to be physically fit and engage in moderate to vigorous age-appropriate activities that promote fitness.
		2.6.2.A.3	Develop a fitness goal and monitor progress towards achievement of the goal.
		2.6.4.A.1	Determine the physical, social, emotional, and intellectual benefits of regular physical activity.
4	Each component of fitness contributes to personal health as well as motor skill performance.	2.6.4.A.2	Participate in moderate to vigorous age-appropriate activities that address each component of health-related and skill-related fitness.
		2.6.4.A.3	Develop a health-related fitness goal and track progress using health/fitness indicators.
		2.6.4.A.4	Determine the extent to which different factors influence personal fitness, such as heredity, training, diet, and technology.
6	Knowing and applying a variety of effective fitness principles over time enhances personal fitness level, performance, and health status.	2.6.6.A.1	Analyze the social, emotional, and health benefits of selected physical experiences.
		2.6.6.A.2	Determine to what extent various activities improve <u>skill-related fitness</u> versus <u>health-related fitness</u> .
		2.6.6.A.3	Develop and implement a fitness plan based on the assessment of one's personal fitness level, and monitor health/fitness indicators before, during, and after the program.
		2.6.6.A.4	Predict how factors such as health status, interests, environmental conditions, and available time may impact personal fitness.
		2.6.6.A.5	Relate physical activity, healthy eating, and body composition to personal fitness and health.
		2.6.6.A.6	Explain and apply the training principles of frequency, intensity, time, and type (FITT) to improve personal fitness.
		2.6.6.A.7	Evaluate the short- and long-term effects of anabolic steroids and other performance-enhancing substances on personal health.

By the end of grade	Content Statement	CPI #	Cumulative Progress Indicator (CPI)
8	Knowing and applying a variety of effective training principles over time enhances personal fitness level, performance, and health status.	2.6.8.A.1 2.6.8.A.2 2.6.8.A.3 2.6.8.A.4 2.6.8.A.5 2.6.8.A.6	Summarize the short- and long-term physical, social, and emotional benefits of regular physical activity. Use health data to develop and implement a personal fitness plan and evaluate its effectiveness. Analyze how medical and technological advances impact personal fitness. Determine ways to achieve a healthy body composition through healthy eating, physical activity, and other lifestyle behaviors. Use the primary principles of training (FITT) for the purposes of modifying personal levels of fitness. Determine the physical, behavioral, legal, and ethical consequences of the use of anabolic steroids and other performance-enhancing substances.
12	Taking personal responsibility to develop and maintain physical activity levels provides opportunities for increased health, fitness, enjoyment, challenges, self-expression, and social interaction.	2.6.12.A.1 2.6.12.A.2 2.6.12.A.3 2.6.12.A.4 2.6.12.A.5	Compare the short- and long-term impact on wellness associated with physical inactivity. Design, implement, and evaluate a fitness plan that reflects knowledge and application of fitness-training principals. (FITT and additional training principles) Determine the role of genetics, gender, age, nutrition, activity level, and exercise type on body composition. Compare and contrast the impact of health-related fitness components as a measure of fitness and health. Debate the use of performance-enhancing substances (i.e., anabolic steroids and other legal and illegal substances) to improve performance.